



TENOLONTIJE														
Nº	Expediente	Fecha Ingreso	Peticionario	Caudal Solicitado (l/s)	Volumen Total Anual Solicitado (m³)	Caudal Otorgado (l/s)	Volumen Total Anual Otorgado (m³)	UTM Norte (m)	UTM Este (m)	Sit. Actual	Nº Res	Fecha Resolución	Ley Nº 20.017	Volumen Total Anual Acumulado (m³/año)
1	UA-0701-805925		COOP. DE SERVICIO DE ABASTECIMIENTO DE AGU	2,50		2,50				A	227	27-10-71		78,840
2	UA-0701-805926		COOP. SERVICIO DE AGUA POTABLE COMUNIDAD	4,80		4,80				A	228	27-10-71		230,213
3	UA-0701-805950		COOP. SERVICIO DE ABASTECIMIENTO AGUA POT	4,40		4,40				A	327	04-11-74		368,971
4	UA-0701-806467		INDUSTRIAS VINICAS PATRIA S.A.	60,00		60,00				A	956	16-05-80		2.261,131
5	UA-0701-806529		COOP. DE SERVICIO AGUA POTABLE DE HUALEMU	5,00		5,00				A	84	04-04-73		2.418,811
6	UA-0701-810359		COOP. DE SERVICIO DE AGUA POTABLE SANTA RÓ	5,80		5,80				A	251	11-12-71		2.601,720
7	UA-0701-810362		COOP. DE AGUA POTABLE Y SANEAMIENTO AMBIE	1,04		1,04				A	262	08-09-84		2.634,517
8	UA-0701-10	24-11-83	SENDOS VII REGION	6,00		6,00				A	45	09-02-84		2.823,733
9	UA-0701-11	24-11-83	SENDOS VII REGION	3,50		3,50				A	45	09-02-84		2.934,109
10	UA-0701-12	24-11-83	SENDOS VII REGION	3,00		3,00				A	45	09-02-84		3.028,717
11	UA-0701-14	24-11-83	SENDOS VII REGION	8,00		8,00				A	45	09-02-84		3.281,005
12	UA-0701-15	24-11-83	SENDOS VII REGION	3,00		3,00				A	45	09-02-84		3.375,613
13	UA-0701-17	24-11-83	SENDOS VII REGION	3,00		3,00				A	45	09-02-84		3.470,221
14	UA-0701-19	24-11-83	SENDOS VII REGION	5,00		5,00				A	45	09-02-84		3.627,901
15	UA-0701-20	24-11-83	SENDOS VII REGION	7,00		7,00				A	45	09-02-84		3.848,653
16	UA-0701-21	24-11-83	SENDOS VII REGION	2,90		2,90				A	45	09-02-84		3.940,108
17	UA-0701-22	24-11-83	SENDOS VII REGION	3,50		3,50				A	45	09-02-84		4.050,484
18	UA-0701-24	24-11-83	SENDOS VII REGION	1,98		1,98				A	45	09-02-84		4.112,925
19	UA-0701-9	24-11-83	SENDOS VII REGION	8,00		6,00				A	45	09-02-84		4.302,141
20	VPC-0701-2	21-07-09	ECONSSA S.A.	36,00	795,000	36,00	795,000	6.111,975	292,662	A	1127	29-12-10		5,097,141
21	VPC-0701-2	21-07-09	ECONSSA S.A.	42,00	927,000	42,00	927,000	6.111,946	292,696	A	1127	29-12-10		6,024,141
22	VPC-0701-3	20-08-09	ECONSSA S.A.	24,00		24,00	567,600	6.139,333	302,619	A	1622	31-12-09		6,591,741
23	VPC-0701-4	20-08-09	ECONSSA S.A.	24,00	567,600	24,00	567,600	6.139,288	302,592	A	1622	31-12-09		7.159,341
24	VPC-0701-5	20-08-09	ECONSSA S.A.	11,00	260,100	11,00	260,100	6.137,990	303,646	A	1624	31-12-09		7.419,441
25	VPC-0701-8	04-12-09	ECONSSA S.A.	10,00	236,500	10,00	236,000	6.133,476	289,612	A	1130	29-12-10		7.655,441
26	VPC-0701-10	26-01-10	ECONSSA S.A.	5,50	130,000	5,50	130,000	6.125,843	335,102	A	1129	29-12-10		7.785,441
27	VPC-0701-12	06-04-11	ECONSSA S.A.	15,00	473,040	15,00	473,040	6.133,476	289,612	A	31	16-01-12		8.258,481
28	NR-0701-14	05-07-87	SOCIEDAD AGRICOLA LOS GOMEROS LTDA	100,00		100,00				A	173	04-05-88		11.412,081
29	NR-0701-26	28-07-87	SOC.AGRICOLA STA.CLARA Y EL MANZANAL	90,00		40,00				A	184	12-05-88		12.673,521
30	NR-0701-232	21-03-90	AGROPECUARIA WAPRI LTDA	17,00		17,00				A	646	12-11-91		13.209,633
31	NR-0701-233	27-03-90	AGROPECUARIA WALKER PRIETO S.A.	40,00		40,00				A	625	31-10-91		14.471,073
32	NR-0701-306	22-11-90	DOLORES CORTINA PIÑEIRO	8,00		6,00				A	35	16-01-92		14.660,289
33	NR-0701-307	22-11-90	AGROINDUSTRIAL JAIME SOLER Y COMPAÑIA LTDA	4,00		4,00				A	36	16-01-92		14.786,433
34	NR-0701-307	22-11-90	AGROINDUSTRIAL JAIME SOLER Y COMPAÑIA LTDA	12,00		11,00				A	36	16-01-92		15.133,329
35	NR-0701-371	16-04-91	INES ESCOBAR CASTRO	100,00		25,00				A	593	26-06-92		15.921,729
36	NR-0701-399	17-07-91	SOCIEDAD INDUSTRIAL CURTIDOS CORTA S.A.	4,35		4,35				A	658	29-07-92		16.058,911
37	NR-0701-399	17-07-91	SOCIEDAD INDUSTRIAL CURTIDOS CORTA S.A.	3,15		3,15				A	658	29-07-92		16.158,249






TENOLONTUE														
Nº	Expediente	Fecha Ingreso	Peticionario	Caudal Solicitado (l/s)	Volumen Total Anual Solicitado (m³)	Caudal Otorgado (l/s)	Volumen Total Anual Otorgado (m³)	UTM Norte (m)	UTM Este (m)	Sit. Actual	Nº Res	Fecha Resolución	Ley Nº 20.017	Volumen Total Anual Acumulado (m³/año)
38	NR-0701-526	29-12-92	SOC. NUÑEZ Y CIA. LTDA	10,00		10,00				A	298	07-06-93		16.473.609
39	NR-0701-527	29-12-92	SYDNEY OJEDA AGROINDUSTRIAS LTDA	1,00		1,00				A	309	16-06-93		16.505.145
40	NR-0701-635	11-05-94	INDUSTRIA AZUCARERA NACIONAL S.A. IANSA	43,00		43,00				A	622	30-09-94		17.861.193
41	NR-0701-635	11-05-94	INDUSTRIA AZUCARERA NACIONAL S.A. IANSA	32,00		32,00				A	622	30-09-94		18.870.345
42	NR-0701-635	11-05-94	INDUSTRIA AZUCARERA NACIONAL S.A. IANSA	65,00		65,00				A	622	30-09-94		20.920.185
43	NR-0701-635	11-05-94	INDUSTRIA AZUCARERA NACIONAL S.A. IANSA	30,00		30,00				A	622	30-09-94		21.866.265
44	NR-0701-851	24-07-97	SOCOPE S.A.	10,00		1,43				A	915	30-10-97		21.911.362
45	NR-0701-851	24-07-97	SOCOPE S.A.	5,00		1,24				A	915	30-10-97		21.950.466
46	NR-0701-1058	26-05-99	SOC. INDUSTRIAL DEL ARROZ S.A.	67,00		67,00				A	996	25-08-99		24.063.378
47	NR-0701-1222	04-09-03	HERNAN SANTIAGO DEL VALLE SANCHEZ	6,00		6,00				A	914	23-08-04		24.252.594
48	NR-0701-1226	19-03-04	COOP. DE AGUA POTABLE Y ALCANTARILLADO SAF	33,60		33,60		6.132.733	299.647	A	401	18-04-05		25.312.204
49	NR-0701-1362	25-09-12	AGRICOLA PROVIDENCIA LTDA	8,10	255.442	0,16	4.890	6.130.808	286.302	A	1588	04-12-13		25.317.094
50	NR-0701-1362	25-09-12	AGRICOLA PROVIDENCIA LTDA	11,50	362.664	0,22	5.094	6.130.724	286.323	A	1588	04-12-13		25.322.188
51	NR-0701-1362	25-09-12	AGRICOLA PROVIDENCIA LTDA	7,60	239.674	0,02	316	6.130.816	286.360	A	1588	04-12-13		25.322.504
52	ND-0701-1583	04-10-05	COMITÉ DE A.P.R. Y SERVICIOS SANITARIO SANTA	25,00		25,00		6.117.368	303.772	A	686	14-06-13	6º T	26.110.904
53	ND-0701-1582	05-10-05	COOP. DE AGUA POTABLE Y ALCANTARILLADO EL	20,00						P-REG			6º T	26.741.624
54	ND-0701-1615	08-11-05	COOP. DE AGUA POTABLE SAGRADA FAMILIA	45,00		34,20	815.994	6.124.570	283.040	A	169	16-10-06	6º T	27.557.618
55	ND-0701-1670	17-11-05	COMITÉ DE A.P.R. DE CORDILLERILLA, POZO N°2	7,00		7,00	165.564	6.111.001	304.108	A	895	11-07-13	6º T	27.723.182
56	ND-0701-1902	12-12-05	COMITÉ DE A.P.R. CASABLANCA	23,00		23,70	747.403	6.116.372	293.886	A	1101	04-09-13	6º T	28.470.585
57	ND-0701-1904	12-12-05	COMITÉ DE A.P.R. EL PLUMERO	15,00		16,66	394.042	6.137.217	292.443	A	323	15-12-06	6º T	28.864.627
58	ND-0701-1905	13-12-05	COMITÉ DE A.P.R. BAJO LOS ROMEROS	25,70				35°10'00"	71°12'00"	P-REG			6º T	29.675.102
59	ND-0701-1988	14-12-05	COMITÉ DE A.P.R. PIPIHUIN - LOS CANALES	17,00		17,00	402.084	6.118.808	296.108	A	871	11-07-13	6º T	30.077.186
60	ND-0701-2228	15-12-05	COMITÉ DE A.P.R. DE CORDILLERILLA	11,50		11,50	271.998	6.111.380	304.404	A	888	11-07-13	6º T	30.349.184
61	ND-0701-2506	22-03-06	COMITÉ DE A.P.R. EL GUINDO DE TENO	7,20		7,20	170.294	6.141.142	287.950	A	775	11-07-13	6º T	30.519.478
62	ND-0701-2643	10-1-06	COMITÉ DE A.P.R. EL YACAL	15,00		15,00	473.040	6.103.729	307.594	A	916	17-07-13	6º T	30.992.518
63	ND-0701-2652	13-12-06	COMITÉ DE A.P.R. LOS CASTAÑOS	7,00		7,00	220.752	6.116.150	298.800	A	672	14-06-13	6º T	31.213.270
64	ND-0701-2672	14-12-06	COOP. DE SERVICIO DE AGUA POTABLE Y ALCANT.	10,50				6.125.194	286.895	P-REG			6º T	31.544.398
65	ND-0701-2673	18-12-06	COMITÉ DE A.P.R. SAN JORGE DE ROMERAL	15,00						P-REG			6º T	32.017.438
66	ND-0701-1708	06-12-05	ELBA DEL CARMEN MOLINA BUSTAMANTE Y OTRO	4,00		0,30	1.892	6.139.769	296.176	A	703	20-09-11	INDAP	32.019.330
67	ND-0701-1758	07-12-05	JUAN GUILLERMO RUZ GONZALEZ Y OTROS	4,00		0,60	3.784	6.135.211	294.217	A	286	08-02-10	INDAP	32.023.114
68	ND-0701-1759	07-12-05	PASCUAL BRAVO COFRE	4,00		0,30	1.892	6.134.780	293.208	A	462	05-05-10	INDAP	32.025.006
69	ND-0701-1760	07-12-05	FRANCISCO ANTONIO CARO LEYTON	4,00		1,50	9.461	6.127.814	291.613	A	1136	05-11-09	INDAP	32.034.467
70	ND-0701-1761	07-12-05	HUGO FERNANDO LOPEZ SANCHEZ	4,00		0,20	1.261	6.135.516	292.868	A	1544	16-12-09	INDAP	32.035.728
71	ND-0701-1762	07-12-05	GUSTAVO VIDAL MUÑOZ	4,00		4,00	25.299	6.131.688	293.250	A	1144	05-11-09	INDAP	32.061.027
72	ND-0701-1763	07-12-05	GUILLERMO GONZALEZ VELIZ	4,00		0,50	3.154	6.140.982	289.706	A	1609	29-12-09	INDAP	32.064.181
73	ND-0701-1764	07-12-05	MANUEL ANTONIO IBARRA MACHUCA	2,00		2,00	12.614	6.119.052	288.130	A	1499	10-12-09	INDAP	32.076.795
74	ND-0701-1767	07-12-05	ABEL DEL CARMEN MELENDEZ MELENDEZ	0,70		0,60	3.784	6.107.365	299.678	A	1462	03-12-09	INDAP	32.080.579


## TENOLONTUÉ

N° Expediente	Fecha Ingreso	Peticionario	Caudal Solicitado (l/s)	Volumen Total Anual Solicitado (m³)	Caudal Otorgado (l/s)	Volumen Total Anual Otorgado (m³)	UTM Norte (m)	UTM Este (m)	St. Actual	N° Res	Fecha Resolución	Ley N° 20.017	Volumen Total Anual Acumulado (m³/año)
75	ND-0701-1768	ANA LUISA POBLETE HERNANDEZ	4,00		0,50	3.154	6.112.135	298.331	A	1237	11-11-09	INDAP	32.083.733
76	ND-0701-1769	LUIS BRAVO CORE	4,00		0,30	1.892	6.135.210	293.932	A	1539	16-12-09	INDAP	32.085.625
77	ND-0701-1827	ADRIAN DEL TRANSITO SALAZAR ROJAS	1,50		0,30	1.892	6.111.277	298.761	A	1466	03-12-09	INDAP	32.087.517
78	ND-0701-1828	JOSE VICENTE ROJAS ALVAREZ	4,00		0,10	631	6.107.912	299.477	A	1463	03-12-09	INDAP	32.088.148
79	ND-0701-1830	HECTOR PEZOA GARCES	4,00		4,00	25.229	6.108.855	299.946	A	698	20-09-11	INDAP	32.113.377
80	ND-0701-1834	ARMANDO GONZALEZ RETAMAL	4,00		4,00	25.229	6.108.131	299.615	A	1226	11-11-09	INDAP	32.136.606
81	ND-0701-1926	ROMELIO LOBOS GONZALEZ	4,00		2,10	13.245	6.141.486	289.019	A	1543	16-12-09	INDAP	32.151.851
82	ND-0701-1994	MARIA RAQUEL PARDO OYARCE	0,50		0,50	3.154	6.107.017	302.212	A	1465	03-12-09	INDAP	32.155.005
83	ND-0701-1995	ISMAEL ARTURO ALISTE GUTIERREZ	0,80		0,80	5.046	6.109.191	300.331	A	1227	11-11-09	INDAP	32.160.051
84	ND-0701-1996	PABLO CASTRO LOPEZ	1,50		1,50	9.461	6.111.859	297.913	A	1223	11-11-09	INDAP	32.169.512
85	ND-0701-1997	JOSE MANUEL CONTRERAS TOLEDO Y OTROS	3,00		2,40	15.137	6.131.312	319.506	A	720	20-09-11	INDAP	32.184.649
86	ND-0701-1999	LUIS GONZALEZ HENRIQUEZ	4,00		0,10	631	6.112.110	298.351	A	1467	03-12-09	INDAP	32.185.280
87	ND-0701-2000	ELBA DEL CARMEN MOLINA BUSTAMANTE Y OTROS	4,00		0,80	5.046	6.140.294	296.238	A	719	20-09-11	INDAP	32.190.326
88	ND-0701-2001	ARMANDO SEGUNDO SALAZAR ROJAS	3,00		0,10	631	6.111.412	298.608	A	1468	03-12-09	INDAP	32.190.957
89	ND-0701-2002	BLANCA SALAZAR ROJAS	3,00		0,20	1.261	6.110.951	298.310	A	1469	03-12-09	INDAP	32.192.218
90	ND-0701-2003	DIAMANTINA VITALIA SALAZAR ROJAS	1,50		1,50	9.461	6.111.158	298.449	A	1314	20-11-09	INDAP	32.201.879
91	ND-0701-2004	JOSE ANTONIO SALAZAR ROJAS	3,00		0,60	3.784	6.111.321	298.710	A	1472	03-12-09	INDAP	32.205.463
92	ND-0701-2005	LUIS EDUARDO SALAZAR ROJAS	3,00		0,10	631	6.110.156	298.423	A	1473	03-12-09	INDAP	32.206.994
93	ND-0701-2006	TEODORA SALAZAR ROJAS	3,00		1,50	9.461	6.111.959	297.913	A	1223	11-11-09	INDAP	32.215.555
94	ND-0701-2007	CARMEN SALAZAR ROJAS	1,40		0,90	5.676	6.111.317	298.529	A	1225	11-11-09	INDAP	32.221.231
95	ND-0701-2008	ARMANDO TECAS VELASQUEZ	4,00		0,50	3.154	6.111.229	299.371	A	1480	03-12-09	INDAP	32.224.585
96	ND-0701-2009	JUAN DE DIOS ABRIGO BECERRA	0,50		0,20	1.261	6.118.675	287.932	A	1515	10-12-09	INDAP	32.225.646
97	ND-0701-2010	GUSTAVO DEL CARMEN ABRIGO ORTIZ	0,40		0,20	1.261	6.118.459	288.053	A	1516	10-12-09	INDAP	32.226.907
98	ND-0701-2012	ALFREDO MARAMBIO MONTECINOS	4,00		1,50	9.461	6.134.790	293.282	A	1550	16-12-09	INDAP	32.236.968
99	ND-0701-2013	EMMA DE LAS MERCEDES ACUÑA Y OTROS	0,80		0,80	5.046	6.119.889	289.535	A	1501	10-12-09	INDAP	32.241.414
100	ND-0701-2015	CARLOS HUMBERTO VERGARA GONZALEZ	2,00		0,30	1.892	6.140.111	295.937	A	480	06-05-10	INDAP	32.243.306
101	ND-0701-1939	LUISA ESTER BECERRA MIRANDA	0,50		0,50	3.154	6.115.245	293.511	A	1239	11-11-09	INDAP	32.246.480
102	ND-0701-2247	MANUEL ANTONIO IBARRA MACHUCA	4,00		4,00	25.229	6.119.937	287.676	A	1477	03-12-09	INDAP	32.271.689
103	ND-0701-2233	CLAUDIO ENRIQUE CASTRO MELLADO	0,60		0,40	2.523	6.124.576	282.500	A	46	14-01-10	INDAP	32.274.212
104	ND-0701-2239	HILDA DEL CARMEN ABRIGO BECERRA	0,70		0,30	1.892	6.118.711	287.935	A	1508	10-12-09	INDAP	32.276.104
105	ND-0701-2248	ROMELIO LOBOS GONZALEZ	4,00		0,30	1.892	6.141.774	289.508	A	1549	16-12-09	INDAP	32.277.986
106	ND-0701-2256	DEBORA JANETT GAJARDO DURAN	0,60		0,60	3.784	6.134.089	292.554	A	1229	11-11-09	INDAP	32.281.780
107	ND-0701-2263	LUISA IVONNE MOLINA PIZARRO	2,00		0,50	3.154	6.139.931	295.892	A	479	06-05-10	INDAP	32.284.934
108	ND-0701-2294	MARITZA EUGENIA FLORES DIAZ	0,50		0,50	3.154	6.124.831	282.741	A	1509	10-12-09	INDAP	32.288.088
109	ND-0701-2305	ELEDORO SANTELICES GAMBOA	1,50		1,50	9.461	6.130.992	293.362	A	1143	05-11-09	INDAP	32.297.549
110	ND-0701-2318	BERTA LIDIA NUÑEZ QUIJADA	0,90		0,40	2.523	6.125.369	285.683	A	1514	10-12-09	INDAP	32.300.072
111	ND-0701-2325	OSCAR MIGUEL ALCAINO PONCE	3,00		1,40	8.830	6.143.628	304.369	A	477	06-05-10	INDAP	32.308.902




## TEND-LONTUE

Nº Expediente	Fecha Ingreso	Peticionario	Caudal Solicitado (l/s)	Volumen Total Anual Solicitado (m³)	Caudal Otorgado (l/s)	Volumen Total Anual Otorgado (m³)	UTM Norte (m)	UTM Este (m)	Slc. Actual	Nº Res	Fecha Resolución	Ley Nº 20.017	Volumen Total Anual Acumulado (m³/año)
112	ND-0701-2329	RAUL DEL CARMEN BRAVO BEÑITEZ	4,00		1,00	6,307	6.131.764	318.073	A	463	05-05-10	INDAP	32.315,209
113	ND-0701-2332	ROBERTO MAURICIO VERGARA LORVA	2,00		2,00	12,614	6.140.055	296.451	A	724	20-09-11	INDAP	32.327,823
114	ND-0701-2333	JOSE CORRE MORAGA	0,60		0,10	631	6.112.716	298.174	A	1461	03-12-09	INDAP	32.328,454
115	ND-0701-2334	MANUEL GILBERTO REYES MARIN	0,60		0,40	2,523	6.139.240	289.529	A	725	20-09-11	INDAP	32.330,977
116	ND-0701-2335	EUFRACIO REYES GONZALEZ	3,00		0,10	631	6.131.228	320.300	A	471	05-05-10	INDAP	32.331,608
117	ND-0701-2341	OSCAR OSVALDO FARIAS GONZALEZ	4,00		4,00	25,229	6.135.429	295.486	A	476	05-05-10	INDAP	32.336,837
118	ND-0701-2353	MISAEI MUÑOZ RIVEROS	0,70		0,70	4,415	6.126.974	309.137	A	70	15-01-10	INDAP	32.361,252
119	ND-0701-2523	MARIA DE LA LUZ CORREA CUEVAS	4,00		2,30	14,507	6.115.051	290.554	A	1228	11-11-09	INDAP	32.375,759
120	ND-0701-2524	MARIA DE LA LUZ CORREA CUEVAS	4,00		0,40	2,523	6.115.611	291.209	A	1464	03-12-09	INDAP	32.378,282
121	ND-0701-1580	CONSUELO VALENZUELA ADAMS Y OTROS	4,00		0,27	1,703	6.113.131	305.304	A	191	24-11-06	4ºT	32.379,985
122	ND-0701-2455	NUBIA CAMILA GANDARA MARTIGNONI	3,00		0,59	3,721	6.118.496	297.641	A	787	11-07-13	4ºT	32.383,706
123	ND-0701-1584	CRISTIAN PATRICIO SALAS QUIJADA	0,07						P-REG			4ºT	32.384,148
124	ND-0701-1586	BLANCA ESTELA LUZ REYES DIAZ	1,50		0,27	1,703	6.124.933	334.294	A	865	11-07-13	4ºT	32.385,851
125	ND-0701-1587	VINICOLA PATACON LTDA	4,00		0,16	1,009	6.116.263	294.224	A	65	10-08-06	4ºT	32.386,860
126	ND-0701-1589	RAFAEL SANCHEZ PEREZ	2,00		0,68	4,289	6.126.306	296.580	A	923	17-07-13	4ºT	32.391,149
127	ND-0701-1604	FERNANDO GABRIEL JIMENEZ SUAREZ	2,00		2,00	10,975	6.132.750	299.886	A	781	11-07-13	4ºT	32.402,123
128	ND-0701-1609	CLOTILDE DEL CARMEN BUSTAMANTE BUSTAMANT	4,00		0,76	4,793	6.125.047	299.960	A	193	24-11-06	4ºT	32.406,917
129	ND-0701-1617	MARIA CLAUDIA HERRERA ESPINOZA	3,00		0,38	2,397	6.130.584	296.852	A	194	24-11-06	4ºT	32.409,314
130	ND-0701-1652	MIGUEL ANGEL GONZALEZ GALVEZ	3,00		0,34	2,144	6.130.503	296.629	A	195	24-11-06	4ºT	32.411,458
131	ND-0701-1659	ARTURO DEMETRIO ESPINOZA ELGUETA	3,00		0,20	1,261	6.130.739	296.831	A	196	24-11-06	4ºT	32.412,719
132	ND-0701-1667	ALEJANDRA VALENZUELA REYMOND	4,00		0,61	3,847	6.118.101	287.906	A	881	11-07-13	4ºT	32.416,566
133	ND-0701-1668	ALEJANDRA VALENZUELA REYMOND	4,00		0,57	3,595	6.118.841	287.357	A	882	11-07-13	4ºT	32.420,161
134	ND-0701-1669	ALEJANDRA VALENZUELA REYMOND	4,00		0,86	5,424	6.118.861	287.321	A	880	11-07-13	4ºT	32.425,585
135	ND-0701-1671	SOC.AGRICOLA SN. JOSE CONVENTO VIEJO LTDA	2,00		0,87	5,487	6.127.784	290.735	A	889	11-07-13	4ºT	32.431,072
136	ND-0701-1673	MAURICIO EUGENIO PIETRASANTA RAMIREZ	2,00		0,31	1,955	6.131.940	291.597	A	127	27-09-06	4ºT	32.433,028
137	ND-0701-1674	ALBERTO HERRERA ESPINOZA	3,00		0,38	2,397	6.130.506	296.673	A	120	27-09-06	4ºT	32.435,424
138	ND-0701-1677	BENITO EDUARDO LOBOS PEREZ	4,00		0,10	631	6.126.394	297.343	A	199	26-02-15	4ºT	32.460,653
139	ND-0701-1679	DIRECCION GENERAL DE AERONAUTICA CIVIL	1,20		0,44	2,775	6.128.566	297.761	A	681	14-06-13	4ºT	32.463,428
140	ND-0701-1680	DIRECCION GENERAL DE AERONAUTICA CIVIL	1,20		1,20	7,566	6.127.077	294.405	A	892	11-07-13	4ºT	32.470,996
141	ND-0701-1681	DIRECCION GENERAL DE AERONAUTICA CIVIL	1,40		1,40	8,830	6.128.782	297.808	A	684	14-06-13	4ºT	32.473,826
142	ND-0701-1682	DIRECCION GENERAL DE AERONAUTICA CIVIL	1,80		0,68	1,289	6.128.727	297.793	A	680	14-06-13	4ºT	32.481,115
143	ND-0701-1686	MARIO LUIS RETAMAL MUÑOZ	2,00		0,34	2,144	6.125.226	284.974	A	198	24-11-06	4ºT	32.483,259
144	ND-0701-2501	DANTE ANTONIO DEVLAVOVICH SARRIEGO	3,00		0,33	2,081	6.123.752	297.779	A	876	11-07-13	4ºT	32.485,341
145	ND-0701-1701	PATRICIA GURIDI BOZZOLO	2,50		0,27	1,702	6.126.382	301.029	A	793	11-07-13	4ºT	32.487,043
146	ND-0701-1703	AGRICOLA PETERSON OSNOVSKOFF LTDA	4,00		0,31	9,776	6.118.889	300.428	A	804	11-07-13	4ºT	32.498,619
147	ND-0701-1712	JOSE MIGUEL SANTELICES GAMBOA	4,00		0,23	1,451	6.134.077	292.011	A	813	11-07-13	4ºT	32.498,270
148	ND-0701-1713	JOSE MIGUEL SANTELICES GAMBOA	4,00		0,33	2,081	6.134.708	292.408	A	1099	04-09-13	4ºT	32.500,351




## TENOC-LONTUE

Nº	Expediente	Fecha Ingreso	Peticionario	Caudal Solicitado (l/s)	Volumen Total Anual Solicitado (m³)	Caudal Otorgado (l/s)	Volumen Total Anual Otorgado (m³)	UTM Norte (m)	UTM Este (m)	Slc. Actual	Nº Res	Fecha Resolución	Ley Nº 20.017	Volumen Total Anual Acumulado (m³/año)
149	ND-0701-1714	07-12-05	JOSE MIGUEL SANTELICES GAMBOA	1,70		0,45	2.838	6.130,757	292,958	A	898	11-07-13	4ºT	32.503,189
150	ND-0701-1717	07-12-05	JOSE MIGUEL SANTELICES GAMBOA	4,00		0,40	2.523	6.134,309	292,293	A	920	17-07-13	4ºT	32.505,712
151	ND-0701-1718	07-12-05	JOSE MIGUEL SANTELICES GAMBOA	4,00		0,55	3.469	6.134,382	292,260	A	883	11-07-13	4ºT	32.509,181
152	ND-0701-1720	07-12-05	JOSE MIGUEL SANTELICES GAMBOA	4,00		0,33	2.081	6.134,452	292,157	A	921	17-07-13	4ºT	32.511,262
153	ND-0701-1725	07-12-05	SOCIEDAD AGRICOLA Y FRUTICOLA LA ESPIGA LTD	3,00		0,33	2.081	6.116,083	300,117	A	676	14-06-13	4ºT	32.513,344
154	ND-0701-1728	07-12-05	SOCIEDAD AGRICOLA Y FRUTICOLA LA ESPIGA LTD	4,00		0,33	2.081	6.117,882	300,006	A	831	11-07-13	4ºT	32.515,425
155	ND-0701-1729	07-12-05	SOCIEDAD AGRICOLA Y FRUTICOLA LA ESPIGA LTD	4,00		0,64	4.037	6.118,285	300,197	A	801	11-07-13	4ºT	32.519,462
156	ND-0701-1730	07-12-05	SOCIEDAD AGRICOLA Y FRUTICOLA LA ESPIGA LTD	4,00		0,16	1.009	6.118,080	300,175	A	780	11-07-13	4ºT	32.520,471
157	ND-0701-1731	07-12-05	PARROQUIA SAGRADA FAMILIA	1,50		0,12	757	6.124,553	282,556	A	695	14-06-13	4ºT	32.521,228
158	ND-0701-1752	07-12-05	PARROQUIA SAGRADA FAMILIA	0,30		0,30	1.892	6.124,614	282,674	A	788	11-07-13	4ºT	32.523,120
159	ND-0701-1754	07-12-05	HUGO NAJILE HAYE	4,00		0,15	946	6.118,665	292,380	A	797	11-07-13	4ºT	32.524,066
160	ND-0701-1777	07-12-05	SAMUEL DEL CARMEN CERECERA CERECERA	4,00		0,82	5.171	6.135,204	294,185	A	7	25-04-06	4ºT	32.529,237
161	ND-0701-1800	09-12-05	CONSTRUCTORA ALERCE LTDA	4,00		3,94	24.850	6.125,980	298,695	A	792	11-07-13	4ºT	32.554,087
162	ND-0701-1805	09-12-05	MARIA GUILLEMINA MUÑOZ COFRE	4,00		0,52	3.280	6.133,836	296,472	A	94	11-09-06	4ºT	32.557,367
163	ND-0701-1809	12-12-05	PRODUCTORA DE CERDOS DON SANTIAGO S.A.	0,52		0,52	3.280	6.134,192	297,140	A	821	11-07-13	4ºT	32.560,647
164	ND-0701-1870	12-12-05	PRODUCTORA DE CERDOS DON SANTIAGO S.A.	0,34		0,34	2.144	6.133,718	296,796	A	828	11-07-13	4ºT	32.562,791
165	ND-0701-1871	12-12-05	PRODUCTORA DE CERDOS DON SANTIAGO S.A.	0,50		0,50	3.154	6.134,389	297,032	A	815	11-07-13	4ºT	32.565,944
166	ND-0701-1872	12-12-05	PRODUCTORA DE CERDOS DON SANTIAGO S.A.	0,55		0,55	3.469	6.134,508	297,089	A	827	11-07-13	4ºT	32.569,413
167	ND-0701-1875	12-12-05	MARIA FRANCISCA ECHAZARRETA GUZMAN	4,00		4,00	25.229	6.131,997	301,629	A	96	11-09-06	4ºT	32.594,642
168	ND-0701-1877	12-12-05	RICARDO ALONSO CALDERON RIVERA	4,00						P-REG			4ºT	32.619,871
169	ND-0701-1878	12-12-05	JULIO CESAR PINO SALINAS	4,00		4,00	25.229	6.133,648	295,125	A	205	24-11-06	4ºT	32.645,100
170	ND-0701-1879	12-12-05	JULIO ANDRES PINO ITURRAGA	4,00		1,85	11.668	6.131,510	287,146	A	204	24-11-06	4ºT	32.656,768
171	ND-0701-1880	12-12-05	FERNANDO ANTONIO CORDERO GUTIERREZ	3,50		0,16	1.009	6.113,037	295,333	A	822	11-07-13	4ºT	32.657,777
172	ND-0701-1885	12-12-05	INVERSIONES CULENAR S.A.	0,60		0,11	694	6.113,291	296,125	A	844	11-07-13	4ºT	32.658,471
173	ND-0701-1886	12-12-05	INVERSIONES CULENAR S.A.	0,50		0,14	883	6.113,019	296,596	A	874	11-07-13	4ºT	32.659,354
174	ND-0701-1887	12-12-05	INVERSIONES CULENAR S.A.	0,50		0,11	694	6.112,989	296,624	A	848	11-07-13	4ºT	32.660,048
175	ND-0701-1888	12-12-05	INVERSIONES CULENAR S.A.	0,30		0,25	1.577	6.113,626	295,583	A	849	11-07-13	4ºT	32.661,825
176	ND-0701-1889	12-12-05	INVERSIONES CULENAR S.A.	1,20		0,44	2.775	6.112,837	295,241	A	859	11-07-13	4ºT	32.664,400
177	ND-0701-1890	12-12-05	INVERSIONES CULENAR S.A.	0,30		0,07	442	6.114,503	293,328	A	845	11-07-13	4ºT	32.664,841
178	ND-0701-1891	12-12-05	INVERSIONES CULENAR S.A.	0,70		0,12	757	6.114,470	293,656	A	842	11-07-13	4ºT	32.665,598
179	ND-0701-1892	12-12-05	INVERSIONES CULENAR S.A.	1,10		0,50	3.154	6.114,206	294,189	A	861	11-07-13	4ºT	32.668,752
180	ND-0701-1893	12-12-05	INVERSIONES CULENAR S.A.	0,80		0,44	2.775	6.114,383	293,885	A	901	11-07-13	4ºT	32.671,527
181	ND-0701-1894	12-12-05	INVERSIONES CULENAR S.A.	0,80		0,59	3.721	6.113,538	294,172	A	843	11-07-13	4ºT	32.675,248
182	ND-0701-1895	12-12-05	INVERSIONES CULENAR S.A.	1,20		0,52	3.280	6.113,551	294,852	A	850	11-07-13	4ºT	32.678,528
183	ND-0701-1896	12-12-05	INVERSIONES CULENAR S.A.	1,70		1,70	10.722	6.113,222	295,430	A	867	11-07-13	4ºT	32.689,250
184	ND-0701-1806	13-12-05	MARIO SEQUEL BRESKOVIC	0,36		0,14	883	6.129,819	305,684	A	834	11-07-13	4ºT	32.690,133
185	ND-0701-1809	13-12-05	PEDRO LEON MUÑOZ MOSCOSO	2,00		0,04	252	6.143,117	310,413	A	677	14-08-13	4ºT	32.690,386





TENOLONTUÉ														
Nº	Expediente	Fecha Ingreso	Peticionario	Caudal Solicitado (l/s)	Volumen Total Anual Solicitado (m³)	Caudal Otorgado (l/s)	Volumen Total Anual Otorgado (m³)	UTM Norte (m)	UTM Este (m)	Sit. Actual	Nº Res	Fecha Resolución	Ley Nº 20.017	Volumen Total Anual Acumulado (m³/año)
186	ND-0701-1810	13-12-05	DONATILA DE LAS MERC TOLEDO URREJOLA	0,60		0,08	505	6.141.423	291.825	A	682	14-06-13	4ºT	32.690.880
187	ND-0701-1918	13-12-05	DALIA PATRICIA VILLARROEL GOMEZ	3,40		0,75	4.730	6.111.244	302.813	A	206	24-11-06	4ºT	32.695.621
188	ND-0701-1919	13-12-05	SOCIEDAD VIÑA MONTT LTDA	1,53		0,14	883	6.116.622	294.400	A	796	11-07-13	4ºT	32.696.504
189	ND-0701-2011	13-12-05	FRANCISCO JAVIER IBARRA MACHUCA	0,30		0,22	1.388	6.119.629	287.477	A	856	11-07-13	4ºT	32.697.891
190	ND-0701-2016	13-12-05	MARCO ANTONIO ARAÑCEBIA ARAÑCEBIA	0,63		0,62	3.910	6.132.309	299.425	A	886	11-07-13	4ºT	32.701.802
191	ND-0701-2017	13-12-05	WALDO JIMENEZ GALVEZ	1,50		0,39	2.460	6.126.263	299.122	A	814	11-07-13	4ºT	32.704.261
192	ND-0701-2018	13-12-05	WALDO JIMENEZ GALVEZ	3,00		0,48	3.027	6.126.252	299.144	A	118	27-09-06	4ºT	32.707.289
193	ND-0701-1841	14-12-05	CARMEN LUISA ESPINOSA MORENO	1,00		0,48	3.027	6.129.671	296.881	A	791	11-07-13	4ºT	32.710.316
194	ND-0701-1842	14-12-05	ENRIQUE RENE OJEDA VALDERRAMA	1,00		0,22	1.388	6.132.441	309.157	A	55	10-08-06	4ºT	32.711.704
195	ND-0701-1843	14-12-05	CARMEN LUISA ESPINOSA MORENO	2,50		0,57	3.595	6.129.547	296.735	A	911	17-07-13	4ºT	32.715.299
196	ND-0701-1844	14-12-05	CARMEN LUISA ESPINOSA MORENO	1,00		0,15	946	6.129.624	296.752	A	203	24-11-06	4ºT	32.716.245
197	ND-0701-1846	14-12-05	SYDNEY OJEDA AGROINDUSTRIAS LTDA	4,00		0,33	2.081	6.126.368	297.622	A	803	11-07-13	4ºT	32.718.326
198	ND-0701-1847	14-12-05	SYDNEY OJEDA AGROINDUSTRIAS LTDA	4,00		0,22	1.388	6.130.855	309.151	A	816	11-07-13	4ºT	32.719.714
199	ND-0701-1929	14-12-05	MARIO RAUL NUÑEZ RAMIREZ	4,00		0,44	2.775	6.121.991	286.899	A	689	14-06-13	4ºT	32.722.489
200	ND-0701-1930	14-12-05	AGRICOLA EL ALTO DE LONTUE LTDA	4,00		0,07	442	6.119.099	292.813	A	776	11-07-13	4ºT	32.722.931
201	ND-0701-1935	14-12-05	SOCIEDAD AGRICOLA Y FRUTICOLA SOL DEL MAIPU	4,00		0,27	1.703	6.131.376	286.496	A	783	11-07-13	4ºT	32.724.634
202	ND-0701-1937	14-12-05	MARIA ALCIA BUSTAMANTE NUÑEZ	1,50		0,35	2.208	6.139.982	295.963	A	773	11-07-13	4ºT	32.726.842
203	ND-0701-1940	14-12-05	JORGE GONZALEZ CANCINO	1,00		0,29	1.829	6.124.346	288.090	A	208	24-11-06	4ºT	32.728.671
204	ND-0701-1942	14-12-05	AGRICOLA Y FORESTAL LA FAVORITA S.A.	1,00		0,35	2.207	6.113.946	296.940	A	770	11-07-13	4ºT	32.730.878
205	ND-0701-1943	14-12-05	AGRICOLA Y FORESTAL LA FAVORITA S.A.	2,50		0,54	3.406	6.115.390	294.608	A	782	11-07-13	4ºT	32.734.283
206	ND-0701-1945	14-12-05	EDUARDO JOSE GRUWALD ARAVENA	1,00		1,00	6.307	6.123.543	297.634	A	110	11-09-06	4ºT	32.740.591
207	ND-0701-1946	14-12-05	EDUARDO JOSE GRUWALD ARAVENA	2,00		0,88	5.550	6.123.550	297.639	A	902	11-07-13	4ºT	32.746.141
208	ND-0701-1947	14-12-05	CAMILLO TORREALBA VALENZUELA	1,00		0,54	3.406	6.123.667	297.541	A	864	11-07-13	4ºT	32.749.547
209	ND-0701-1948	14-12-05	CAMILLO TORREALBA VALENZUELA	1,50		0,92	5.803	6.123.729	297.530	A	873	11-07-13	4ºT	32.755.350
210	ND-0701-1949	14-12-05	AGRICOLA SANTA ELENA LTDA	2,50		0,81	5.109	6.109.356	294.712	A	894	11-07-13	4ºT	32.760.459
211	ND-0701-1950	14-12-05	FRUTICOLA AGUA DULCE LTDA	4,00		0,82	5.172	6.133.720	305.263	A	71	10-08-06	4ºT	32.765.630
212	ND-0701-1956	14-12-05	MANUEL JESUS VILLAGRA CANDIA	0,50		0,50	3.154	6.106.782	302.409	A	102	11-09-06	4ºT	32.768.784
213	ND-0701-1957	14-12-05	GONZALO ROMERO ZAPATA	4,00		0,57	3.595	6.107.107	303.483	A	872	11-07-13	4ºT	32.772.379
214	ND-0701-1964	14-12-05	ENCARNACION AVALOS CUENCA	2,72		1,47	9.272	6.123.984	295.448	A	210	24-11-06	4ºT	32.781.651
215	ND-0701-2026	14-12-05	MANUEL ANTONIO GUTIERREZ SOTO	0,80		0,16	1.009	6.122.378	288.093	A	130	27-09-06	4ºT	32.782.660
216	ND-0701-2035	14-12-05	DANIEL OCTAVIO JIMENEZ VASQUEZ	0,30		0,16	1.009	6.124.628	288.411	A	129	27-09-06	4ºT	32.783.669
217	ND-0701-2037	14-12-05	JOEL DEL CARMEN QUEZADA QUEZADA	0,80						P-REG			4ºT	32.788.715
218	ND-0701-2042	14-12-05	ROBERTO MORAGA VALDEBENTTO	2,00		2,00	12.614	6.122.953	296.059	A	115	27-09-06	4ºT	32.801.329
219	ND-0701-2047	14-12-05	MARIA EUGENIA URZUA CREXELL	3,00		0,20	1.261	6.129.832	307.203	A	97	11-09-06	4ºT	32.802.580
220	ND-0701-2050	14-12-05	ROBERTO MORAGA VALDEBENTTO	4,00						P-REG			4ºT	32.827.819
221	ND-0701-2052	14-12-05	MARIA EUGENIA URZUA CREXELL	4,00		0,19	1.198	6.129.814	307.141	A	98	11-09-06	4ºT	32.829.017
222	ND-0701-2053	14-12-05	LUIS ALFONSO RIOS HERNANDEZ	2,50		0,49	3.090	6.136.330	295.430	A	8	25-04-06	4ºT	32.832.107



## TENOLONTUÉ

Nº	Expediente	Fecha Ingreso	Peticionario	Caudal Solicitado (l/s)	Volumen Total Anual Solicitado (m³)	Caudal Otorgado (l/s)	Volumen Total Anual Otorgado (m³)	UTM Norte (m)	UTM Este (m)	Stc. Actual	Nº Res	Fecha Resolución	Ley Nº 20.017	Volumen Total Anual Acumulado (m³/año)
223	ND-0701-2054	14-12-05	ROMILIO ERNESTO LABRA LILLO	1.30		0.30	1.892	6.138.689	305.711	A	694	14-06-13	4ºT	32.834.000
224	ND-0701-2055	14-12-05	JERONIMO HERIBERTO VARGAS CONTRERAS	3.00		0.27	1.703	6.135.765	293.123	A	683	14-06-13	4ºT	32.835.703
225	ND-0701-2056	14-12-05	GINO CASTAÑEDA CROVETTO	3.90		0.12	757	6.136.711	299.371	A	855	11-07-13	4ºT	32.836.460
226	ND-0701-2500	14-12-05	ROBERTO MORAGA VALDEBENTITO	2.00		0.44	2.775	6.122.497	296.876	A	125	27-09-06	4ºT	32.839.235
227	ND-0701-2062	15-12-05	ANGEL ANTONIO CONTRERAS MUÑOZ	3.00		0.35	2.208	6.126.205	299.170	A	211	24-11-06	4ºT	32.841.442
228	ND-0701-2067	15-12-05	FRANCISCO ZENON VALDES PONCE	1.00		0.07	442	6.107.852	302.135	A	913	17-07-13	4ºT	32.841.884
229	ND-0701-2070	15-12-05	LUISA DEL CARMEN GOMEZ MUÑOZ	2.00		0.25	1.577	6.107.121	305.769	A	212	24-11-06	4ºT	32.843.461
230	ND-0701-2073	15-12-05	INVERSIONES EL BAUL LTDA	4.00		4.00	28.229	6.103.750	308.080	A	56	10-08-06	4ºT	32.871.689
231	ND-0701-2078	15-12-05	INVERSIONES Y SERVICIOS SILVA Y JOYCE BOLTTO	4.00		1.23	7.758	6.125.947	298.555	A	896	11-07-13	4ºT	32.879.447
232	ND-0701-2080	15-12-05	JOYCE BOLTTO MICHELL	4.00		0.24	1.514	6.122.914	298.590	A	893	11-07-13	4ºT	32.880.961
233	ND-0701-2084	15-12-05	INVERSIONES Y SERVICIOS SILVA Y JOYCE BOLTTO	0.57		0.57	3.595	6.123.962	298.476	A	897	11-07-13	4ºT	32.884.556
234	ND-0701-2087	15-12-05	LUIS ENRIQUE CARRASCO TORO	2.50		1.54	9.713	6.123.962	298.025	A	840	11-07-13	4ºT	32.894.269
235	ND-0701-2088	15-12-05	SOCIEDAD ANONIMA VIÑA SANTA RITA	4.00		0.51	3.217	6.119.042	294.369	A	688	14-06-13	4ºT	32.897.486
236	ND-0701-2100	15-12-05	BERNARDO CORREA LEAL	4.00		0.98	6.181	6.117.894	297.750	A	214	24-11-06	4ºT	32.903.667
237	ND-0701-2117	15-12-05	OSCAR ALFONSO HERNANDEZ GUEVARA	1.80		0.41	2.586	6.126.158	298.765	A	215	24-11-06	4ºT	32.906.253
238	ND-0701-2119	15-12-05	MARCELA DELEFINA AMENBAR CORREA	4.00		0.22	1.388	6.121.043	290.262	A	216	24-11-06	4ºT	32.907.640
239	ND-0701-2125	15-12-05	CARLOS MARCIAL ROLLAND PEÑALOZA	2.00		2.00	12.614	6.131.823	308.967	A	698	14-06-13	4ºT	32.920.254
240	ND-0701-2127	15-12-05	JORGE ALFREDO ROMERO ZAPATA	3.00		0.01	63	6.132.080	291.533	A	1104	04-09-13	4ºT	32.920.317
241	ND-0701-2128	15-12-05	JORGE ALFREDO ROMERO ZAPATA	4.00		1.74	10.975	6.117.975	291.168	A	879	11-07-13	4ºT	32.931.282
242	ND-0701-2134	15-12-05	MARIA MAGALENA SUAREZ CHADWICK	3.00		0.80	5.046	6.122.200	283.350	A	198	26-02-15	4ºT	32.950.213
243	ND-0701-2137	15-12-05	VIÑEDOS DOÑA LEONOR LTDA	4.00		0.29	1.829	6.123.484	283.638	A	891	11-07-13	4ºT	32.952.042
244	ND-0701-2138	15-12-05	VIÑEDOS DOÑA LEONOR LTDA	3.00		0.57	3.595	6.122.857	283.647	A	884	11-07-13	4ºT	32.955.637
245	ND-0701-2139	15-12-05	MARIA MAGALENA SUAREZ CHADWICK	3.00		0.10	631	6.122.200	283.400	A	201	26-02-15	4ºT	32.974.559
246	ND-0701-2140	15-12-05	MARIA MAGALENA SUAREZ CHADWICK	3.50		0.14	883	6.122.200	283.150	A	200	26-02-15	4ºT	32.986.634
247	ND-0701-2142	15-12-05	VIÑEDOS DOÑA LEONOR LTDA	4.00		0.46	2.901	6.122.216	283.555	A	858	11-07-13	4ºT	32.989.536
248	ND-0701-2145	15-12-05	FELIPE BALDOMERO BELTRAN URRUTIA	2.00		0.11	694	6.126.708	296.929	A	126	27-09-06	4ºT	33.000.229
249	ND-0701-2156	15-12-05	NICOLAS ASTABURAGA SUAREZ	4.00		0.23	1.451	6.123.007	283.566	A	857	11-07-13	4ºT	33.001.680
250	ND-0701-2180	15-12-05	AGRICOLA JUVENAL MORENO	1.00		0.13	820	6.135.180	294.758	A	885	11-07-13	4ºT	33.002.500
251	ND-0701-2183	15-12-05	JOAQUIN FELIX FRANCO RODRIGUEZ	2.00		0.61	3.847	6.128.507	300.577	A	771	11-07-13	4ºT	33.006.347
252	ND-0701-2186	15-12-05	JOSE DEL TRANSITO SAN MARTIN ABRIGO	0.68		0.68	4.289	6.126.795	313.218	A	101	11-09-06	4ºT	33.010.656
253	ND-0701-2201	15-12-05	JOSE ANDRES FUENZALIDA URBINA	4.09		0.27	1.703	6.134.297	294.022	A	697	14-06-13	4ºT	33.012.339
254	ND-0701-2202	15-12-05	JOSE ANDRES FUENZALIDA URBINA	4.00		0.41	2.586	6.134.542	293.937	A	691	14-06-13	4ºT	33.014.925
255	ND-0701-2211	15-12-05	JUAN CARLOS RAMIREZ BECERRA	2.00		0.57	3.595	6.114.954	293.312	A	905	11-07-13	4ºT	33.018.520
256	ND-0701-2214	15-12-05	FRANCISCO VLADIMIRO VIDAL PASTRIAN	1.50		0.23	1.451	6.114.461	302.965	A	128	27-09-06	4ºT	33.019.970
257	ND-0701-2215	15-12-05	FRANCISCO VLADIMIRO VIDAL PASTRIAN	3.50		0.52	3.280	6.114.225	302.785	A	887	11-07-13	4ºT	33.023.250
258	ND-0701-2216	15-12-05	SOCIEDAD AGRICOLA EL PRADO LTDA	3.15		0.20	1.261	6.126.080	302.067	A	863	11-07-13	4ºT	33.024.511
259	ND-0701-2222	15-12-05	CLAUDIO VICTOR HERRERA ESPINOZA	1.66		0.25	1.577	6.141.475	292.832	A	219	24-11-06	4ºT	33.026.088

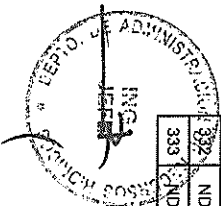




TENOLONTUE														
N°	Expediente	Fecha Ingreso	Peticionario	Caudal Solicitado (l/s)	Volumen Total Anual Solicitado (m³)	Caudal Otorgado (l/s)	Volumen Total Anual Otorgado (m³)	UTM Norte (m)	UTM Este (m)	Sit. Actual	N° Res	Fecha Resolución	Ley N° 20.017	Volumen Total Anual Acumulado (m³/año)
260	ND-0701-2255	16-12-05	ANDRES ARMANDO EDIAP GUARDA	4,00		0,68	4,289	6,125,933	300,434	A	221	24-11-06	4ºT	33,030,377
261	ND-0701-2286	16-12-05	GONZALO LUIS LANZA MUÑOZ	4,00		0,19	1,198	6,125,961	314,696	A	863	11-07-13	4ºT	33,031,575
262	ND-0701-2289	16-12-05	JOSE VICENTE CABRERA GODOY	1,30						P-REG			4ºT	33,039,774
263	ND-0701-2271	16-12-05	CARLOS ALBERTO FUENZALIDA GUTIERREZ	4,00						P-REG			4ºT	33,085,003
264	ND-0701-2277	16-12-05	JUAN RAMON MERINO FUENZALIDA	4,00		0,03	189	6,120,350	301,124	A	104	11-09-06	4ºT	33,085,192
265	ND-0701-2287	16-12-05	ENRIQUE JOSE LUIS MARCHANT VILLARROEL	4,00						P-REG			4ºT	33,090,421
266	ND-0701-2295	16-12-05	I. DE JESUCRISTO SANTOS ULTIMOS DIAS	2,50		0,95	5,992	6,112,185	292,765	A	824	11-07-13	4ºT	33,086,413
267	ND-0701-2296	16-12-05	I. DE JESUCRISTO SANTOS ULTIMOS DIAS	0,60		0,60	3,784	6,126,330	296,383	A	866	11-07-13	4ºT	33,100,197
268	ND-0701-2308	16-12-05	AIDA DEL CARMEN GALLARDO RAMIREZ	0,50		0,50	3,154	6,135,382	295,182	A	9	25-04-06	4ºT	33,103,351
269	ND-0701-2344	16-12-05	CRISTOBAL OJEDA VALDERRAMA	1,00		0,53	3,343	6,124,539	298,295	A	798	11-07-13	4ºT	33,106,694
270	ND-0701-2345	16-12-05	MARIA CONSUELO MARQUEZ SAN MARTIN	2,50		1,60	10,092	6,128,825	300,393	A	74	10-08-06	4ºT	33,116,785
271	ND-0701-2355	16-12-05	BLANCA ETERMINI TORREALBA BISQUERTT	4,00		0,14	883	6,131,364	293,997	A	673	14-06-13	4ºT	33,117,668
272	ND-0701-2365	16-12-05	SOCIEDAD AGRICOLA LOS TILLOS LTDA	4,00		0,55	3,469	6,132,852	296,427	A	794	11-07-13	4ºT	33,121,137
273	ND-0701-2367	16-12-05	SOCIEDAD AGRICOLA EL CONDOR LTDA	4,00		0,16	1,009	6,121,991	286,889	A	687	14-06-13	4ºT	33,122,146
274	ND-0701-2368	16-12-05	JULIO VICTOR SANTA MARIA TORREALBA	4,00		0,22	1,388	6,124,833	298,497	A	802	11-07-13	4ºT	33,123,534
275	ND-0701-2370	16-12-05	SOCIEDAD AGRICOLA LOS TILLOS LTDA	4,00		0,52	3,280	6,132,539	296,768	A	799	11-07-13	4ºT	33,126,813
276	ND-0701-2371	16-12-05	HUGO IGNACIO FRIAS DONOSO	3,80		0,45	2,638	6,133,004	292,229	A	136	06-10-06	4ºT	33,129,652
277	ND-0701-2372	16-12-05	JOSE DOMINGO CAMPOS ROJAS	3,00		0,24	1,514	6,136,224	295,719	A	10	25-04-06	4ºT	33,131,165
278	ND-0701-2373	16-12-05	ROSA AMELIA ROJAS DROGUETT	4,00		3,57	22,517	6,135,900	290,075	A	890	11-07-13	4ºT	33,153,692
279	ND-0701-2383	16-12-05	TERRAMATER S.A.	4,00		0,82	5,172	6,115,140	306,967	A	800	11-07-13	4ºT	33,158,854
280	ND-0701-2384	16-12-05	TERRAMATER S.A.	4,00		0,69	4,352	6,115,073	307,080	A	869	11-07-13	4ºT	33,163,206
281	ND-0701-2385	16-12-05	TERRAMATER S.A.	4,00		0,04	252	6,115,094	306,846	A	900	11-07-13	4ºT	33,163,458
282	ND-0701-2387	16-12-05	TERRAMATER S.A.	4,00		0,27	1,703	6,114,662	306,328	A	904	11-07-13	4ºT	33,165,161
283	ND-0701-2393	16-12-05	VIÑA SANTA CAROLINA S.A.	4,00		0,46	2,901	6,113,536	290,073	A	868	11-07-13	4ºT	33,168,063
284	ND-0701-2394	16-12-05	VIÑA SANTA CAROLINA S.A.	4,00		0,63	3,973	6,113,510	290,130	A	790	11-07-13	4ºT	33,172,036
285	ND-0701-2395	16-12-05	MARYSOL AURIA SANCHEZ ESPINOZA	4,00		0,10	631	6,130,723	296,922	A	223	24-11-06	4ºT	33,172,686
286	ND-0701-2396	16-12-05	MARYSOL AURIA SANCHEZ ESPINOZA	4,00		0,16	1,009	6,130,657	296,917	A	224	24-11-06	4ºT	33,173,675
287	ND-0701-2414	16-12-05	JAIME PATRICIO FLORES LOPEZ	3,00		0,93	5,866	6,134,276	304,374	A	675	14-06-13	4ºT	33,179,541
288	ND-0701-2416	16-12-05	PREFABRICADOS VIBRASUR S.A.	4,00		0,49	3,091	6,131,900	293,028	A	818	11-07-13	4ºT	33,182,632
289	ND-0701-2419	16-12-05	MARIA LORETO SEGURA GOMEZ	2,40		0,22	1,388	6,133,044	295,044	A	903	11-07-13	4ºT	33,184,019
290	ND-0701-2420	16-12-05	JAIME ANTONIO FLORES BECERRA	3,60		0,41	2,586	6,142,549	291,981	A	701	14-06-13	4ºT	33,186,605
291	ND-0701-2426	16-12-05	SUCESION OSCAR ROJAS BRIONES	0,80						P-REG			4ºT	33,191,651
292	ND-0701-2433	16-12-05	CARLOS DAMIAN BOADA CAMPOS	2,50		0,44	2,775	6,128,800	297,272	A	225	24-11-06	4ºT	33,194,426
293	ND-0701-2434	16-12-05	CARLOS DAMIAN BOADA CAMPOS	2,50		0,48	3,027	6,125,850	299,170	A	107	11-09-06	4ºT	33,197,453
294	ND-0701-2439	16-12-05	HUGO ALCANTARA CANCINO	4,00		0,10	631	6,132,054	291,226	A	918	17-07-13	4ºT	33,198,084
295	ND-0701-2462	16-12-05	VIÑA PIRAZZOLI LTDA	4,00		2,45	15,453	6,115,921	296,409	A	823	11-07-13	4ºT	33,213,537
296	ND-0701-2464	16-12-05	VIÑA SANTA CAROLINA S.A.	4,00		0,38	2,387	6,113,492	290,197	A	825	11-07-13	4ºT	33,215,934

TENO-LONTUÉ

N°	Expediente	Fecha Ingreso	Peticionario	Caudal Solicitado (l/s)	Volumen Total Anual Solicitado (m³)	Caudal Otorgado (l/s)	Volumen Total Anual Otorgado (m³)	UTM Norte (m)	UTM Este (m)	Sit. Actual	N° Res	Fecha Resolución	Ley N° 20.017	Volumen Total Anual Acumulado (m³/año)
297	ND-0701-2467	16-12-05	RICARDO ANTONIO CHAMORRO FUENTES	3,00		0,76	4.739	6.134.116	304.369	A	699	14-06-13	4ºT	33.220.673
298	ND-0701-2468	16-12-05	AGRICOLA LOS MANZANOS LTDA	4,00		0,18	1.135	6.129.267	290.226	A	899	11-07-13	4ºT	33.221.808
299	ND-0701-2469	16-12-05	AGRICOLA SANTA INES LTDA	4,00		0,41	2.566	6.121.322	314.042	A	700	14-06-13	4ºT	33.224.394
300	ND-0701-2470	16-12-05	EMPRESAS ALTAMIRA LTDA	4,00		0,33	2.081	6.116.992	294.511	A	835	11-07-13	4ºT	33.226.475
301	ND-0701-2471	16-12-05	EMPRESAS ALTAMIRA LTDA	3,00		0,34	2.144	6.116.361	295.125	A	836	11-07-13	4ºT	33.228.619
302	ND-0701-2472	16-12-05	EMPRESAS ALTAMIRA LTDA	4,00		0,28	1.766	6.116.810	294.617	A	839	11-07-13	4ºT	33.230.365
303	ND-0701-2473	16-12-05	EMPRESAS ALTAMIRA LTDA	4,00		0,33	2.081	6.111.301	297.185	A	838	11-07-13	4ºT	33.232.466
304	ND-0701-2474	16-12-05	EMPRESAS ALTAMIRA LTDA	3,00		0,18	1.135	6.116.202	295.777	A	837	11-07-13	4ºT	33.233.601
305	ND-0701-2486	16-12-05	CAMILLO SANTIAGO MOYA NEUT	3,50		0,55	3.469	6.145.758	313.934	A	674	14-06-13	4ºT	33.237.070
306	ND-0701-2480	26-12-05	VIÑA LOS NOGALES S.A.	4,00		0,85	5.361	6.128.610	292.852	A	820	11-07-13	4ºT	33.242.431
307	ND-0701-2481	26-12-05	VIÑA LOS NOGALES S.A.	2,50		0,12	757	6.128.878	292.695	A	785	11-07-13	4ºT	33.243.188
308	ND-0701-2483	26-12-05	VIÑA LOS NOGALES S.A.	3,00		0,20	1.261	6.128.260	292.329	A	786	11-07-13	4ºT	33.244.449
309	ND-0701-2519	28-04-06	ALFONSO NAVARRO URBINA	4,00		0,63	3.974	6.133.783	299.635	A	777	11-07-13	4ºT	33.248.423
310	ND-0701-2520	28-04-06	ALFONSO NAVARRO URBINA	0,07		0,67	4.226	6.133.237	298.017	A	778	11-07-13	4ºT	33.252.649
311	ND-0701-2528	24-05-06	FRUTICOLA AGRICHLLE S.A.	4,00		0,31	1.955	6.119.234	304.220	A	690	14-06-13	4ºT	33.254.604
312	ND-0701-2529	24-05-06	FRUTICOLA AGRICHLLE S.A.	1,00		0,70	4.415	6.119.103	304.263	A	914	11-07-13	4ºT	33.259.019
313	ND-0701-2530	26-05-06	ARTURO VENEGAS PALACIOS	4,00		0,14	883	6.136.363	299.208	A	779	11-07-13	4ºT	33.259.902
314	ND-0701-2542	15-06-06	JOSE DEL CARMEN MUÑOZ NAVARRO	0,30						P-REG			4ºT	33.261.795
315	ND-0701-2543	15-06-06	JOSE DEL CARMEN MUÑOZ NAVARRO	0,50						P-REG			4ºT	33.264.948
316	ND-0701-2545	15-06-06	MARIA ELENA VEIZ GONZALEZ	4,00		0,14	883	6.136.778	302.695	A	678	14-06-13	4ºT	33.265.831
317	ND-0701-2547	15-06-06	UNIVERSIDAD CATOLICA DEL MAULE	2,08		0,18	1.135	6.122.049	300.200	A	924	17-07-13	4ºT	33.266.966
318	ND-0701-2548	15-06-06	LUIS ALFREDO OSCAR PERTUZE IGLESIAS	4,00		0,14	883	6.135.228	297.932	A	686	14-06-13	4ºT	33.267.849
319	ND-0701-2549	15-06-06	LUIS ALFREDO OSCAR PERTUZE IGLESIAS	4,00		0,30	1.882	6.135.591	298.430	A	1100	04-09-13	4ºT	33.269.742
320	ND-0701-2552	16-06-06	SOC. AGRICOLA VIÑA LAS PITRAS LTDA	1,00		0,08	505	6.133.917	290.903	A	805	11-07-13	4ºT	33.270.246
321	ND-0701-2553	16-06-06	SOC. AGRICOLA VIÑA LAS PITRAS LTDA	1,00		0,29	1.829	6.133.014	291.453	A	806	11-07-13	4ºT	33.272.075
322	ND-0701-2554	16-06-06	SOC. AGRICOLA VIÑA LAS PITRAS LTDA	2,50		0,24	1.514	6.132.475	291.566	A	875	11-07-13	4ºT	33.273.589
323	ND-0701-2555	16-06-06	SOC. AGRICOLA VIÑA LAS PITRAS LTDA	2,50		0,10	631	6.132.488	291.653	A	877	11-07-13	4ºT	33.274.220
324	ND-0701-2556	16-06-06	SOC. AGRICOLA VIÑA LAS PITRAS LTDA	1,00		0,16	1.009	6.133.830	290.787	A	878	11-07-13	4ºT	33.275.229
325	ND-0701-2557	16-06-06	SOC. AGRICOLA VIÑA LAS PITRAS LTDA	2,00		0,16	1.009	6.133.117	290.527	A	864	11-07-13	4ºT	33.276.238
326	ND-0701-2558	16-06-06	SOC. AGRICOLA VIÑA LAS PITRAS LTDA	2,00		0,16	1.009	6.132.977	290.506	A	861	11-07-13	4ºT	33.277.247
327	ND-0701-2559	16-06-06	AGRICOLA F Y L LTDA	1,36		0,33	2.081	6.101.585	308.520	A	784	11-07-13	4ºT	33.279.328
328	ND-0701-2560	16-06-06	SOC. AGRICOLA VIÑA LAS PITRAS LTDA	1,00		0,09	568	6.132.958	291.500	A	833	11-07-13	4ºT	33.279.886
329	ND-0701-2561	16-06-06	SOC. AGRICOLA SANTA ROSA LTDA	1,00		0,16	1.009	6.131.922	291.101	A	826	11-07-13	4ºT	33.280.905
330	ND-0701-2562	16-06-06	SOCIEDAD COMERCIAL Y VITIVINICOLA RIO LONTU	4,00		0,31	1.955	6.177.215	299.192	A	692	14-06-13	4ºT	33.282.860
331	ND-0701-2563	16-06-06	SOCIEDAD COMERCIAL Y VITIVINICOLA RIO LONTU	4,00		0,34	2.144	6.117.121	299.202	A	693	14-06-13	4ºT	33.285.004
332	ND-0701-2564	16-06-06	SOCIEDAD COMERCIAL Y VITIVINICOLA RIO LONTU	4,00		0,18	1.135	6.117.094	299.207	A	685	14-06-13	4ºT	33.286.139
333	ND-0701-2579	16-06-06	SOC. ADMINISTRADORA DE PARQUES Y CEMENTO	2,30		0,51	3.217	6.127.090	292.856	A	789	11-07-13	4ºT	33.289.356



## TENOLONTUE

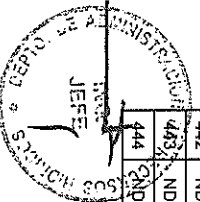
N°	Expediente	Fecha Ingreso	Peticionario	Caudal Solicitado (l/s)	Volumen Total Anual Solicitado (m³)	Caudal Otorgado (l/s)	Volumen Total Anual Otorgado (m³)	UTM Norte (m)	UTM Este (m)	Sit. Actual	N° Res	Fecha Resolución	Ley N° 20.017	Volumen Total Anual Acumulado (m³/año)
334	ND-0701-2581	16-06-06	SOCIEDAD EDUCACIONAL RAUQUEN LTDA	2,50		0,66	4,163	6,125,941	297,567	A	852	11-07-13	4°T	33,293,519
335	ND-0701-2583	16-06-06	AGRICOLA FRUTASOL CHILE LTDA	2,80		0,07	442	6,101,775	310,186	A	841	11-07-13	4°T	33,293,961
336	ND-0701-2586	16-06-06	AGRICOLA FRUTASOL CHILE LTDA	2,50		0,33	2,081	6,117,331	302,857	A	671	14-06-13	4°T	33,296,043
337	ND-0701-2587	16-06-06	AGRICOLA FRUTASOL CHILE LTDA	2,80		0,40	2,523	6,116,897	302,732	A	830	11-07-13	4°T	33,298,566
338	ND-0701-2588	16-06-06	AGRICOLA FRUTASOL CHILE LTDA	2,40		0,31	1,955	6,116,561	303,000	A	832	11-07-13	4°T	33,300,521
339	ND-0701-2589	16-06-06	AGRICOLA FRUTASOL CHILE LTDA	4,00		0,34	2,144	6,116,689	303,016	A	829	11-07-13	4°T	33,302,665
340	ND-0701-2590	16-06-06	AGRICOLA FRUTASOL CHILE LTDA	2,70		0,76	4,793	6,117,055	302,922	A	819	11-07-13	4°T	33,307,458
341	ND-0701-2593	16-06-06	AGRICOLA FRUTASOL CHILE LTDA	2,50		0,77	4,857	6,115,304	302,532	A	817	11-07-13	4°T	33,312,314
342	ND-0701-2594	16-06-06	AGRICOLA FRUTASOL CHILE LTDA	4,00				6,115,015	302,690	P-REG			4°T	33,337,543
343	ND-0701-2595	16-06-06	AGRICOLA FRUTASOL CHILE LTDA	2,40				6,115,660	302,799	P-REG			4°T	33,352,680
344	ND-0701-2597	16-06-06	AGRICOLA FRUTASOL CHILE LTDA	2,40				6,115,274	302,572	P-REG			4°T	33,387,818
345	ND-0701-1619	07-03-80	SENDOS VII REGION	80,00		80,00				A	169	23-05-84		35,890,698
346	ND-0701-1619	07-03-80	SENDOS VII REGION	66,00		33,00				A	169	23-05-84		36,931,366
347	ND-0701-1619	07-03-80	SENDOS VII REGION	70,00		70,00				A	169	23-05-84		39,138,906
348	ND-0701-1619	07-03-80	SENDOS VII REGION	70,00		60,00				A	169	23-05-84		41,031,066
349	ND-0701-1619	07-03-80	SENDOS VII REGION	60,00		60,00				A	169	23-05-84		42,923,226
350	ND-0701-1619	07-03-80	SENDOS VII REGION	60,00		60,00				A	169	23-05-84		44,815,366
351	ND-0701-1619	07-03-80	SENDOS VII REGION	70,00		50,00				A	169	23-05-84		46,392,186
352	ND-0701-1619	07-03-80	SENDOS VII REGION	65,00		65,00				A	169	23-05-84		48,442,026
353	ND-0701-1619	07-03-80	SENDOS VII REGION	20,00		20,00				A	169	23-05-84		49,072,746
354	ND-0701-1619	07-03-80	SENDOS VII REGION	25,00		25,00				A	169	23-05-84		49,861,146
355	ND-0701-1619	07-03-80	SENDOS VII REGION	20,00		20,00				A	169	23-05-84		50,491,866
356	ND-0701-1619	07-03-80	SENDOS VII REGION	20,00		10,50				A	169	23-05-84		50,826,147
357	ND-0701-1619	07-03-80	SENDOS VII REGION	20,00		12,00				A	169	23-05-84		51,204,579
358	ND-0701-1644	11-07-86	COOP. AGRICOLA VITIVINICOLA DEL CURICO LTDA	40,00		40,00				A	250	15-06-87		52,466,019
359	ND-0701-1645	28-09-86	ALEJANDRO SKOKNIC KARZULOVIC	65,00		65,00		34°56'46"	71°12'00"	A	298	07-08-87		54,515,859
360	ND-0701-21	08-08-87	TEXIA VIAL CUMMINS	120,00		120,00				A	153	21-04-89		58,300,179
361	ND-0701-22	08-09-87	SOCIEDAD AGRICOLA SANTA ROSA LTDA	100,00		100,00				A	406	27-10-88		61,453,779
362	ND-0701-33	04-10-87	RICARDO VIDAL ALVAREZ	45,00		45,00				A	317	22-08-88		62,872,889
363	ND-0701-73	06-06-88	AGRICOLA UNIKINI LTDA	90,00		90,00				A	448	26-09-94		65,711,139
364	ND-0701-58	13-06-88	RENE VIDAL ALVAREZ	50,00		50,00				A	383	03-05-90		67,287,939
365	ND-0701-95	03-11-88	SOCIEDAD CENKIWI S.A.	38,00		38,00				A	555	31-08-90		68,486,307
366	ND-0701-175	20-10-89	MARIA INES GAMBOA MACHANT	90,00		90,00		6,131,600	288,800	A	709	14-12-90		71,334,547
367	ND-0701-285	25-01-91	SOCIEDAD AGRICOLA LOS EUCALIPTUS LTDA	50,00		50,00		6,141,800	310,800	A	215	14-04-97		72,901,347
368	ND-0701-303	10-05-91	AGRICOLA MANUEL SANTA MARIA LTDA	50,00		43,00		6,141,950	316,250	A	179	11-05-94		74,257,385
369	ND-0701-344	17-03-92	SERGIO GUSTAVO REINALDO SCHLACK HERNECK	52,00		52,00				A	243	16-06-94		75,897,267
370	ND-0701-369	24-07-92	AGROZZI S.A.	57,50		57,50				A	139	29-04-93		77,710,587





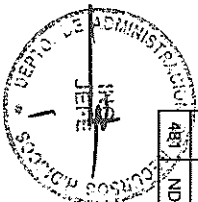
TENOLONTUE														
N°	Expediente	Fecha Ingreso	Peticionario	Caudal Solicitado (l/s)	Volumen Total Anual Solicitado (m³)	Caudal Otorgado (l/s)	Volumen Total Anual Otorgado (m³)	UTM Norte (m)	UTM Este (m)	Sit. Actual	N° Res	Fecha Resolución	Ley N° 20.017	Volumen Total Anual Acumulado (m³/año)
371	ND-0701-369	24-07-92	AGROZZI S.A.	35,00		35,00				A	139	29-04-93		78.814,347
372	ND-0701-369	24-07-92	AGROZZI S.A.	50,00		50,00				A	139	29-04-93		80.391,147
373	ND-0701-370	21-11-92	AGROZZI S.A.	30,00		30,00				A	291	15-07-94		81.337,227
374	ND-0701-391	09-12-92	PATRICIA ARELLANO DIAZ	45,00		40,00				A	412	26-06-97		82.598,667
375	ND-0701-429	24-11-93	SOCIEDAD AGROPAXI LTDA	35,00		35,00				A	49	31-01-95		83.702,427
376	ND-0701-438	09-03-94	JOSE DEL CARMEN ALAGA CASTRO	35,00		31,00				A	489	28-08-95		84.680,043
377	ND-0701-747	09-08-94	CEMENTOS CURICO S.A.	86,00		80,00		6.140.198	304,476	A	741	10-08-98		87.202,923
378	ND-0701-747	09-08-94	CEMENTOS CURICO S.A.	86,00		75,00		6.140.150	304,382	A	741	10-08-98		89.568,123
379	ND-0701-541	10-02-95	EMPRESA DE SERVICIOS SANITARIOS DEL MAULE	15,00		5,00				A (Trasl.P)	224	31-03-99		89.725,803
380	ND-0701-541	10-02-95	EMPRESA DE SERVICIOS SANITARIOS DEL MAULE	19,00		8,00				A (Trasl.P)	224	31-03-99		89.978,091
381	ND-0701-532	07-03-95	VIÑA SAN PEDRO S.A.	15,00		15,00				A	22	02-05-00		90.451,131
382	ND-0701-608	08-04-96	EMPRESA DE SERVICIOS SANITARIOS DEL MAULE	25,00		25,00				A	23	02-05-00		91.239,531
383	ND-0701-720	14-07-97	SOC. NUÑEZ Y CIA. LTDA	21,60		21,60				A	2	24-03-00		91.920,709
384	ND-0701-750	23-09-97	HUGO DEL CARMEN ROJAS MUÑOZ	85,00		85,00				A	483	12-05-98		94.601,289
385	ND-0701-764	13-10-97	FRANCISCO JAVIER CORTA BUCAREY	58,50		58,50		6.132.887	300,541	A	916	01-10-98		96.446,125
386	ND-0701-761	14-10-97	HUGO SERGIO CARDEMIL MORAGA Y OTROS	81,00		81,00		6.134.355	302,475	A	828	18-10-99		99.000,541
387	ND-0701-758	20-10-97	JOSEFA DOLORES VEGA CUADRA	51,00		51,00				A	930	16-10-98		100.608,877
388	ND-0701-762	20-10-97	SOCIEDAD AGRICOLA AGUASANTA LTDA.	90,00		90,00		6.118.404	303,930	A	902	25-09-98		103.447,117
389	ND-0701-757	27-10-97	EMPRESA DE SERVICIOS SANITARIOS DEL MAULE	80,00		80,00		6.112.164	292,678	A	176	10-03-99		105.069,997
390	ND-0701-770	20-11-97	SOCIEDAD AGRICOLA EL CAUCE DE TENO LTDA	26,00		26,00				A	624	01-07-98		106.789,933
391	ND-0701-829	08-06-98	LUIS GABRIEL LOZANO ENCALADA Y OTROS	72,00		72,00		6.143.196	311,551	A	434	24-07-00		109.060,525
392	ND-0701-830	08-06-98	AGRICOLA PORTAHUE LTDA	45,00		45,00				A	49	02-06-00		110.479,645
393	ND-0701-832	22-06-98	SOCIEDAD AGRICOLA LAS PILLALLAS LTDA	41,40		41,40				A	6	24-03-00		111.785,235
394	ND-0701-833	22-06-98	AGRICOLA MONTERILLA LTDA	45,00		45,00		6.143.216	311,607	A	90	05-12-00		113.204,355
395	ND-0701-849	27-07-98	JOSE ANGEL PUERTAS PONS	91,80		91,80		6.133.540	297,832	A	658	10-08-99		116.099,360
396	ND-0701-850	27-07-98	PEDRO JOSE PUERTAS AVENTIN Y OTROS	90,00		90,00		6.131.106	300,576	A	577	22-09-00		118.937,600
397	ND-0701-873	07-10-98	JULIO ENRIQUE SANTA MARIA TORREALBA	40,00		6,00				A	24	02-05-00		119.126,816
398	ND-0701-874	07-10-98	LUCIANO EMILIO LOZANO MANZANARES	60,30		60,30		6.134.051	296,081	A	764	14-09-99		121.028,437
399	ND-0701-875	07-10-98	JOSE GABRIEL HUERTA CONTRERAS Y OTROS	63,00		63,00				A	517	28-08-00		123.015,205
400	ND-0701-883	19-10-98	VIÑA SAN PEDRO S.A.	16,20		16,20		6.114.627	288,459	A	25	02-05-00		123.526,088
401	ND-0701-884	19-10-98	VIÑA SAN PEDRO S.A.	1,93		0,80		6.118.573	293,635	A	26	17-01-02		123.551,317
402	ND-0701-884	19-10-98	VIÑA SAN PEDRO S.A.	7,14		4,45		6.118.578	293,537	A	26	17-01-02		123.691,652
403	ND-0701-884	19-10-98	VIÑA SAN PEDRO S.A.	4,17		4,17		6.118.630	293,404	A	26	17-01-02		123.823,157
404	ND-0701-884	19-10-98	VIÑA SAN PEDRO S.A.	80,00		80,00		6.118.570	293,530	A	26	17-01-02		126.346,037
405	ND-0701-886	21-10-98	FISCO. DIRECCION DE OBRAS HIDRAULICAS	16,00		16,00		34°57'23"	71°20'57"	A	58	22-06-00		126.650,613
406	ND-0701-924	05-01-99	FERNANDO CALVO GONZALEZ	49,80		25,00		6.108.700	299,900	A	26	02-05-00		127.639,013
407	ND-0701-915	06-01-99	ALICIA INES DE LA SANTISIMA TRINIDAD LETYON P.	81,00		81,00		6.133.061	301,361	A	297	03-04-02		130.193,429

TENOLONTUÉ														
Nº	Expediente	Fecha Ingreso	Peticionario	Caudal Solicitado (l/s)	Volumen Total Anual Solicitado (m³)	Caudal Otorgado (l/s)	Volumen Total Anual Otorgado (m³)	UTM Norte (m)	UTM Este (m)	Sit. Actual	Nº Res	Fecha Resolución	Ley Nº 20.017	Volumen Total Anual Acumulado (m³/año)
408	ND-0701-916	07-01-99	JOSE RAMON PALMA MORAGA Y OTROS	77,00		77,00		6.127.200	299.650	A	343	15-04-02		132.621.701
409	ND-0701-927	12-01-99	CURIFRUTA S.A	39,60		39,60		6.133.200	302.800	A	27	02-05-00		133.870.527
410	ND-0701-937	26-01-99	ANDRES JOSE MIGUEL SANTA MARIA TORREALBA	26,00		23,40		6.139.408	315.273	A	83	28-08-00		134.608.469
411	ND-0701-939	08-02-99	AGRICOLA SANTA ELENA LTDA	78,00		78,00				A	320	16-06-00		137.068.277
412	ND-0701-950	23-02-99	SOCIEDAD AGRICOLA EL MATTEN LTDA	25,00		25,00		6.142.324	315.769	A	51	02-06-00		137.856.677
413	ND-0701-951	24-02-99	AGRICOLA SAN GERARDO LTDA	15,00		12,00		6.134.074	292.164	A	52	02-06-00		138.235.109
414	ND-0701-952	24-02-99	SOC.AGRICOLA VIÑA LAS PITRAS LTDA	19,00		12,00		6.134.244	291.204	A	53	02-06-00		138.613.541
415	ND-0701-953	24-02-99	SOC.AGRICOLA EL CARMEN Y SAN JUAN LTDA	18,00		18,00		6.135.475	292.016	A	12	24-03-00		139.181.189
416	ND-0701-954	24-02-99	SOC.AGRICOLA SANTA ROSA LTDA	6,00		2,00		6.132.375	291.175	A	3	19-03-01		139.244.261
417	ND-0701-974	03-03-99	CARMEN LUISA ESPINOSA MORENO	63,00		63,00		6.129.439	298.224	A	375	30-04-02		141.231.029
418	ND-0701-975	03-03-99	JORGE RUBEN CASTRO DAVIES	101,00		101,00		6.113.032	296.650	A	137	19-02-02		144.416.165
419	ND-0701-976	03-03-99	NICOLAS ENRIQUE MORENO URZUA Y OTROS	55,00		55,00				A	261	19-06-03		146.150.645
420	ND-0701-977	03-03-99	AGRICOLA LOS CEREZOS LTDA	45,00		45,00				A	31	02-05-00		147.589.765
421	ND-0701-978	03-03-99	JUAN SEBASTIAN MORENO URZUA Y OTROS	54,00		54,00		6.129.244	309.689	A	428	19-10-04		149.272.709
422	ND-0701-979	03-03-99	SERGIO RAUL UISES CORREA BARROS Y OTROS	12,15		12,15				A	14	24-03-00		149.655.872
423	ND-0701-980	03-03-99	EDO ARTEMIO PINOCHET ASTORGA Y OTROS	30,00		30,00				A	33	02-05-00		150.601.952
424	ND-0701-981	03-03-99	MARIO GASTON LOZANO ENCALADA	81,00		81,00				A	207	26-03-01		153.156.368
425	ND-0701-982	03-03-99	CLAUDIO FCO. DE LUCAS MIRANDA	24,00		24,00		6.143.076	314.234	A	34	02-05-00		153.913.232
426	ND-0701-983	03-03-99	GERARDO MORENO URZUA Y OTROS	54,00		54,00				A	196	26-03-01		155.616.176
427	ND-0701-984	03-03-99	FELIX GARRIDO LARSON	45,90		45,90		6.139.658	296.451	A	15	24-03-00		157.063.678
428	ND-0701-985	03-03-99	JAIME FERNANDO SALAS ESPINOSA	18,00		18,00				A	35	02-05-00		157.631.326
429	ND-0701-986	08-03-99	SOC.AGRICOLA STA.CECILIA LTDA	36,00		36,00		6.111.480	297.201	A	30	02-05-00		158.766.622
430	ND-0701-986	09-03-99	PEDRO PABLO SANTA MARIA TORREALBA Y OTROS	36,90		73,80		6.143.378	312.264	A	672	10-11-00		161.093.979
431	ND-0701-987	09-03-99	ANGELICA VASQUEZ VASQUEZ	22,00		22,00				A	36	02-05-00		161.787.771
432	ND-0701-988	09-03-99	JUAN JOSE ALARCON SUAZO	57,00		57,00		6.141.648	292.143	A	28	17-01-02		163.585.323
433	ND-0701-989	09-03-99	AIDA SARA CELSI RASSO Y OTROS	81,00		81,00		6.142.963	316.072	A	521	28-08-00		166.139.739
434	ND-0701-990	09-03-99	AGRICOLA SANTA MARTA DE LA ESTANCIA S.A.	18,00		18,00		6.139.388	288.957	A	20	08-06-01		166.707.387
435	ND-0701-991	09-03-99	JESUS IGNACIO CERESUELA DE DIOS	104,00		104,00		6.139.829	298.071	A	518	28-08-00		169.987.131
436	ND-0701-992	09-03-99	RODRIGO PRADO BUZETA Y OTROS	70,00		70,00		6.137.300	296.450	A	1006	19-11-02		172.194.651
437	ND-0701-960	10-03-99	ASESORIA E INVERSIONES W Y L LTDA	66,00		66,00		6.142.910	314.299	A	278	14-05-01		174.276.027
438	ND-0701-969	25-03-99	JOSE JOAQUIN PUERTAS ESTEBAN	62,00		62,00		6.134.567	307.665	A	193	12-05-03		176.231.259
439	ND-0701-970	08-04-99	CALVO Y COMPAÑIA LTDA	27,00		27,00		6.108.180	299.440	A	13	24-03-00		177.082.731
440	ND-0701-972	08-04-99	ROBERT DESPLAS BLANC	43,00		43,00		6.130.400	300.500	A	77	10-07-00		178.438.779
441	ND-0701-1019	30-04-99	JOSE MANUEL RETAMAL DIAZ	25,00		25,00		6.130.500	303.200	A	19	24-03-00		179.227.179
442	ND-0701-1021	20-05-99	EMPRESA DE SERVICIOS SANITARIOS DEL MAULE	16,00		10,50				A (Trasl.P)	36	22-08-01		179.556.307
443	ND-0701-1052	20-05-99	ESSAM S.A	70,00		62,00				A	443	31-07-01		181.513.539
444	ND-0701-1059	24-06-99	AGROMADERERA MUJICA LTDA	72,00		72,00		6.123.325	301.321	A	431	24-07-00		183.784.131




TEÑO-LONTUE

Nº	Expediente	Fecha Ingreso	Peticionario	Caudal Solicitado (l/s)	Volumen Total Anual Solicitado (m³)	Caudal Otorgado (l/s)	Volumen Total Anual Otorgado (m³)	UTM Norte (m)	UTM Este (m)	Sit. Actual	Nº Res	Fecha Resolucion	Ley Nº 20.017	Volumen Total Anual Acumulado (m³/año)
445	ND-0701-1098	24-06-99	JUAN MANUEL SOLIS RAMIREZ	37,00		37,00				A	67	22-06-00		184.950.963
446	ND-0701-1098	24-06-99	JUAN MANUEL SOLIS RAMIREZ	5,00		5,00		6.140.866	295.993	A	67	22-06-00		185.108.643
447	ND-0701-1099	24-06-99	JUAN ALFONSO CRISTI SCHIEGGIA	27,00		27,00		6.139.419	301.746	A	68	22-06-00		185.960.115
448	ND-0701-1075	05-08-99	CONGREGACION INSTITUCION HNOS. MARISTAS D	33,00		33,00				A	65	22-06-00		187.000.803
449	ND-0701-1153	23-09-99	ANDRES ARTURO VIAL SALAS	22,50		22,50				A	94	05-12-00		187.710.363
450	ND-0701-1122	04-10-99	LUIS ALBERTO PAREDES PERALTA	57,00		57,00		6.140.187	314.422	A	73	02-02-01		189.507.915
451	ND-0701-1123	04-10-99	SOC. NUÑEZ Y CIA. LTDA	30,00		30,00		6.138.542	303.866	A	40	02-05-00		190.453.995
452	ND-0701-1132	21-10-99	ANGELA MARIA ZAMORA LEON	47,00		47,00		6.143.656	312.729	A	41	02-05-00		191.936.187
453	ND-0701-1133	26-10-99	VINA CONCHA Y TORO S.A.	25,00		25,00		6.137.440	288.850	A	42	02-05-00		192.724.587
454	ND-0701-1134	26-10-99	VINA CONCHA Y TORO S.A.	100,00		100,00		6.137.330	294.940	A	529	21-09-01		195.878.187
455	ND-0701-1158	05-11-99	HECTOR MANUEL BRICEÑO FARIAS	76,00		76,00		6.109.459	294.916	A	388	06-08-03		198.274.923
456	ND-0701-1160	09-11-99	LUZ MARIA OLEA GARIN	27,20		27,20		6.135.722	294.821	A	424	02-09-03		199.132.702
457	ND-0701-1160	09-11-99	LUZ MARIA OLEA GARIN	22,40		22,40		6.135.722	294.821	A	454	02-09-03		199.839.108
458	ND-0701-1160	09-11-99	LUZ MARIA OLEA GARIN	8,00		8,00		6.135.722	294.821	A	454	02-09-03		200.091.396
459	ND-0701-1160	09-11-99	LUZ MARIA OLEA GARIN	22,40		22,40		6.135.722	294.821	A	454	02-09-03		200.797.803
460	ND-0701-1161	10-11-99	FRUTICOLA NACIONAL S.A.	70,20		70,20				A	440	31-07-01		203.011.630
461	ND-0701-1162	11-11-99	JOSE JOAQUIN PUERTAS ESTEBAN	95,00		95,00		6.134.068	299.724	A	568	21-09-01		206.007.550
462	ND-0701-1193	10-12-99	SOCIEDAD AGRICOLA Y FRUTICOLA LOZANO LTDA	15,00		15,00				A	84	28-08-00		206.480.590
463	ND-0701-1195	10-12-99	SOC. AGRICOLA RAUCO LTDA	30,00		30,00		6.134.515	290.831	A	4	16-03-01		207.426.670
464	ND-0701-1196	17-12-99	ROSA ELENA INOSTROZA BURGOA	4,50		4,50		6.140.482	286.955	A	85	28-08-00		207.568.582
465	ND-0701-1198	27-12-99	AGRICOLA SANTA MARTA DE LA ESTANCIA S.A.	49,00		49,00		6.138.484	289.000	A	71	22-06-00		209.113.846
466	ND-0701-1206	20-01-00	FISCO, DIRECCION DE OBRAS HIDRAULICAS	6,00		6,00		6.133.870	312.005	A	99	05-12-00		209.303.062
467	ND-0701-1221	07-02-00	FISCO, DIRECCION DE OBRAS HIDRAULICAS	10,00		10,00				A	72	22-06-00		209.618.422
468	ND-0701-1235	25-02-00	ALEJANDRA CAROLINA LOZANO RUDNICK	110,00		110,00		6.108.200	295.700	A	780	22-08-02		213.087.382
469	ND-0701-1236	25-02-00	AGRICOLA FERNANDEZ BARROSO LTDA	36,00		36,00		6.129.100	299.900	A	14	04-04-01		214.222.678
470	ND-0701-1249	16-03-00	FISCO, DIRECCION DE OBRAS HIDRAULICAS	12,00		10,80		6.136.879	307.228	A	1	20-02-02		214.563.267
471	ND-0701-1290	07-04-00	MARIO JOSE MARQUEZ SAN MARTIN Y OTROS	90,00		90,00		6.110.076	293.820	A	557	21-09-01		217.401.507
472	ND-0701-1291	07-04-00	LUIS ALBERTO ESPINOSA AGUIRRE Y OTROS	12,73		12,73		6.140.585	291.125	A	61	05-12-01		217.802.960
473	ND-0701-1291	07-04-00	LUIS ALBERTO ESPINOSA AGUIRRE Y OTROS	6,27		6,27		6.140.585	291.125	A	61	05-12-01		218.000.691
474	ND-0701-1292	07-04-00	AGRICOLA RANGUIL ALTO S.A.	100,00		100,00				A	404	14-08-03		221.154.291
475	ND-0701-1293	07-04-00	HORACIO ENRIQUE GREZ ESPINOSA	22,50		22,50				A	108	05-12-00		221.863.851
476	ND-0701-1294	07-04-00	XIMENA MANDIOLA LARA Y OTROS	54,00		54,00				A	386	06-07-01		223.566.795
477	ND-0701-1296	07-04-00	PEDRO GERARDO MATURANA SALAS	74,60		74,60		6.137.841	299.057	A	582	01-10-01		225.919.360
478	ND-0701-1297	07-04-00	MANUEL CEFERINO STANGE MARCHANT	47,00		47,00		6.132.647	299.391	A	25	08-06-01		227.401.572
479	ND-0701-1298	07-04-00	JOSE GABRIEL HUERTA CONTRERAS Y OTROS	19,80		19,80				A	62	05-12-01		228.025.985
480	ND-0701-1261	10-04-00	AGRICOLA GANADERA SANTA RAQUEL LTDA.	61,00		61,00				A	568	12-06-02		229.949.681
481	ND-0701-1299	10-04-00	LAURA ESPINOSA MORENO Y OTROS	95,00		95,00				A	534	21-09-01		232.945.601




## TENOLONTUÉ

Nº Expediente	Fecha Ingreso	Peticionario	Caudal Solicitado (l/s)	Volumen Solicitado (m³)	Caudal Otorgado (l/s)	Volumen Otorgado (m³)	UTM Norte (m)	UTM Este (m)	Stt. Actual	Nº Res	Fecha Resolución	Ley Nº 20.017	Volumen Total Anual Acumulado (m³/año)
482	ND-0701-1300	JORGE JOSE SANCHEZ UGARTE	76,00		76,00		6.145.340	314.477	A	581	01-10-01		235.342.337
483	ND-0701-1301	HUERTO SANTA CONSTANZA LTDA	74,00		74,00		6.131.970	287.893	A	578	01-10-01		237.676.001
484	ND-0701-1302	HERNAN EUGENIO TELLERIA RAMIREZ Y OTROS	70,20		70,20		6.130.833	286.385	A	147	19-02-02		239.889.828
485	ND-0701-1304	HUGO IGNACIO FRIAS DONOSO Y OTROS	80,00		80,00		6.136.856	294.753	A	409	30-04-02		242.412.708
486	ND-0701-1305	FELIX GARRIDO LARSON	25,00		25,00				A	5	05-03-03		243.201.108
487	ND-0701-1306	ADRIANA EDITH MIGUEZ RIVAS Y OTROS	94,50		94,50		6.110.610	294.615	A	27	17-01-02		246.181.280
488	ND-0701-1307	MARIA CRISTINA LAGO YANEZ Y OTROS	55,00		55,00		6.128.533	301.108	A	517	28-05-02		247.915.740
489	ND-0701-1391	AGRICOLA SANTA LAURA S.A.	44,00		24,00		6.136.045	300.175	A	6	05-03-03		248.672.604
490	ND-0701-1265	SOCIEDAD AGRICOLA LOS COIGUES LTDA	70,00		68,00		6.145.241	313.784	A	379	30-04-02		250.817.052
491	ND-0701-1309	FRANCISCO VLADIMIRO VIDAL PASTRIAN Y OTROS	86,40		86,40		6.114.173	303.338	A	605	18-10-01		253.541.763
492	ND-0701-1311	MARIA CRISTINA JULIA URZUA LEON Y OTROS	72,00		72,00		6.132.040	301.919	A	555	21-09-01		255.812.355
493	ND-0701-1314	LUCIA ANGELICA EDWARDS KUTZ Y OTROS	90,00		90,00		6.124.016	286.153	A	142	19-02-02		258.650.595
494	ND-0701-1315	DOMINGO DEL TRANSITO VELOZ RAMIREZ	61,00		61,00		6.130.720	287.800	A	136	19-02-02		260.574.291
495	ND-0701-1287	VIÑA SAN PEDRO S.A.	63,00		57,00		6.114.158	288.614	A	268	27-03-02		262.371.843
496	ND-0701-1273	SOC.AGRICOLA TUNQUELEN LTDA	50,00		50,00		6.121.750	284.500	A	23	08-06-01		263.948.643
497	ND-0701-1275	JOSE RAMON ESPINOSA MORENO	90,00		90,00		6.130.880	296.770	A	569	12-06-02		266.786.883
498	ND-0701-1269	ALICIA RAMIREZ BUSTAMANTE	36,00		36,00				A	8	19-03-01		267.922.179
499	ND-0701-1318	JOSE ALVARO SCHIAVETTI HALLE	81,00		81,00				A	223	30-05-03		270.476.595
500	ND-0701-1324	JOSE ANGEL PUERTAS PONS Y OTROS	94,00		94,00		6.127.552	292.991	A	827	16-09-02		273.440.979
501	ND-0701-1332	FISCO. DIRECCION DE OBRAS HIDRAULICAS	12,00		12,00		6.127.739	323.177	A	17	08-05-02		273.819.411
502	ND-0701-1352	EXPORTADORA CHICUITA CHILE LIMITDA	22,50		22,50				A	18	08-05-02		274.528.971
503	ND-0701-1353	SOC.AGRICOLA GUERRA LTDA	33,00		33,00		6.143.166	308.070	A	31	08-06-01		275.569.659
504	ND-0701-1373	SOCIEDAD CASAS LUXEMBURGO LTDA	8,50		8,50		6.135.470	313.400	A	67	05-12-01		275.837.715
505	ND-0701-1375	SOCIEDAD AGRICOLA UNI-AGRI LTDA	75,00		65,00				A	937	31-10-02		277.887.555
506	ND-0701-1375	SOCIEDAD AGRICOLA UNI-AGRI LTDA	60,30		60,30				A	937	31-10-02		279.789.176
507	ND-0701-1377	EXPORTADORA DE MOSTOS Y VINOS JUCOSOL S.A	20,00		20,00				A	2	20-02-02		280.419.896
508	ND-0701-1469	COMITÉ DE A.P.R. EL QUELMEN-SAN RAFAEL	38,00		36,00		6.144.369	309.252	A	11	17-03-04		281.618.264
509	ND-0701-1381	AGRICOLA SARMIENTO LTDA	74,00		74,00		6.143.349	315.026	A	722	31-07-02		283.951.928
510	ND-0701-1382	DOLE CHILE S.A.	42,00		42,00		6.108.313	298.482	A	71	05-12-01		285.276.440
511	ND-0701-1378	FISCO. DIRECCION DE OBRAS HIDRAULICAS	5,40		5,40		6.139.412	309.577	A	48	22-08-01		285.446.734
512	ND-0701-1385	CALVO Y COMPAÑIA LTDA	59,00		59,00		6.108.760	299.100	A	302	03-04-02		287.307.358
513	ND-0701-1465	MIGUEL ALFONSO GOMILA FARFAN	70,00		70,00		6.143.167	315.738	A	657	20-11-03		289.514.878
514	ND-0701-1510	ERROL DOMINGO FLIES ARGOTE Y OTROS	13,00		13,00	135.938	6.142.916	313.311	A	204	14-06-07		289.650.816
515	ND-0701-1386	RAMON ACHURRA Y CIA. LTDA	46,80		46,80		6.108.570	297.760	A	3	20-02-02		291.126.701
516	ND-0701-1387	COOP. DE SERVICIO DE ABASTECIMIENTO DE AGU	94,00		94,00		6.131.575	299.939	A	416	03-05-02		294.091.065
517	ND-0701-1388	RAMON ACHURRA Y CIA. LTDA	46,00		46,00		6.108.160	297.500	A	5	20-02-02		295.541.741
518	ND-0701-1389	AGROPECUARIA WALKER PRIETO S.A.	30,00		30,00		6.142.216	316.603	A	75	05-12-01		296.467.821




TEÑO-LONTÜE


Nº	Expediente	Fecha Ingreso	Peticionario	Caudal Solicitado (l/s)	Volumen Total Anual Solicitado (m³)	Caudal Otorgado (l/s)	Volumen Total Anual Otorgado (m³)	UTM Norte (m)	UTM Este (m)	Sit. Actual	Nº Res	Fecha Resolución	Ley Nº 20.017	Volumen Total Anual Acumulado (m³/año)
519	ND-0701-1466	25-04-01	SOCIEDAD AGRICOLA SANTA DIGNA LTDA	74,00		74,00		6.123.773	295.219	A	444	22-10-04		298.821.485
520	ND-0701-1400	03-05-01	FRANCISCO JAVIER DIAZ BARASORDA Y OTROS	30,60		30,60		6.135.090	298.340	A	59	16-12-02		299.786.486
521	ND-0701-1394	16-05-01	SOCIEDAD DE INVERSIONES ITAL CHILE LTDA	40,50		40,50		6.140.740	301.827	A	44	26-09-02		301.063.084
522	ND-0701-1395	16-05-01	INDUSTRIAS QUIMICAS DE LA VID LTDA	60,00		60,00		6.135.162	308.337	A	59	03-02-03		302.955.854
523	ND-0701-1396	17-05-01	VIÑA LOS NOGALES S.A.	72,00		7,20		6.128.867	292.597	A	28	03-07-02		303.182.914
524	ND-0701-1397	17-05-01	AGRICOLA VILLARREAL VILLALOBOS Y COMPAÑIA	65,70		65,70		6.134.062	300.671	A	565	12-06-02		305.254.829
525	ND-0701-1399	19-06-01	SOCIEDAD AGRICOLA GALO ANDINA LTDA	25,00		25,00		6.143.332	312.018	A	21	08-05-02		306.043.229
526	ND-0701-1398	22-06-01	SOCOPE S.A.	12,00		12,00				A	29	03-07-02		306.421.661
527	ND-0701-1401	09-07-01	CAVAS SCHRODER Y HANKE LTDA.	50,00		50,00				A	8	05-03-03		307.998.461
528	ND-0701-1405	13-07-01	ACONCAGUA FOODS S.A.	72,00		72,00		6.132.055	301.337	A	729	31-07-02		310.269.053
529	ND-0701-1402	19-07-01	SOCIEDAD AGRICOLA Y FRUTICOLA SOL DEL MAIPU	30,00		30,00		6.119.832	293.198	A	591	29-10-03		311.215.133
530	ND-0701-1402	19-07-01	SOCIEDAD AGRICOLA Y FRUTICOLA SOL DEL MAIPU	7,00		7,00		6.122.357	287.253	A	591	29-10-03		311.435.885
531	ND-0701-1402	19-07-01	SOCIEDAD AGRICOLA Y FRUTICOLA SOL DEL MAIPU	20,00		20,00		6.123.578	286.254	A	591	29-10-03		312.066.605
532	ND-0701-1404	19-07-01	MARIO RAL NUÑEZ RAMIREZ	6,00		6,00				A	9	20-02-02		312.255.821
533	ND-0701-1406	02-09-01	JOSE MIGUEL GERARDO ERRAZURIZ MORENO	27,00		27,00		6.141.120	315.977	A	31	03-07-02		313.107.293
534	ND-0701-1407	06-09-01	SOCIEDAD AGRICOLA UNI-AGRI TILCOCO LTDA	36,00		36,00		6.106.745	298.013	A	10	20-02-02		314.242.589
535	ND-0701-1414	26-10-01	AGRICOLA LOS CAMPOS S.A.	104,00		104,00		6.133.025	292.876	A	49	26-09-02		318.342.289
536	ND-0701-1423	19-12-01	INMOBILIARIA PARQUE INDUSTRIAL CURICO S.A.	26,00		26,00		6.125.776	284.997	A	65	16-12-02		318.768.005
537	ND-0701-1424	19-12-01	LUCIA ANGELICA EDWARDS KUTZ	13,50		13,50		6.137.347	302.607	A	34	31-01-03		319.461.797
538	ND-0701-1428	20-02-02	AGRICOLA BELLA VISTA LTDA	22,00		22,00		6.137.568	302.548	A	34	31-01-03		319.714.085
539	ND-0701-1428	20-02-02	AGRICOLA BELLA VISTA LTDA	8,00		8,00		6.137.743	302.513	A	34	31-01-03		319.840.229
540	ND-0701-1428	20-02-02	AGRICOLA BELLA VISTA LTDA	4,00		4,00		6.138.200	302.410	A	34	31-01-03		321.101.669
541	ND-0701-1428	20-02-02	AGRICOLA BELLA VISTA LTDA	40,00		40,00		6.138.252	301.600	A	13	05-03-03		321.290.885
542	ND-0701-1429	20-02-02	AGRICOLA PIEDRA ROJA LTDA	6,00		6,00				A	51	26-09-02		321.353.957
543	ND-0701-1434	02-05-02	GUSTAVO ADOLFO ROMERO ASTUDILLO	2,00		2,00		6.108.631	296.085	A	43	22-09-03		322.164.432
544	ND-0701-1441	24-07-02	COMITÉ DE A.P.R. BAJO LOS ROMEROS	25,70		25,70		6.141.650	307.100	A	97	01-04-03		324.529.632
545	ND-0701-1443	05-08-02	AGRIC. Y FRUTIC. SANTA XIMENA DE TENO LTDA	75,00		75,00		34°55'28,4"	7°11'43,4,9"	A	17	05-03-03		325.002.672
546	ND-0701-1442	03-09-02	FERNANDO ANTONIO CORDERO GUTIERREZ	15,00		15,00		6.127.189	300.720	A	44	22-09-03		325.381.104
547	ND-0701-1449	13-09-02	VICTOR MARIO MARQUEZ BISQUERT	12,00		12,00		6.128.590	300.011	A	349	23-07-03		325.497.787
548	ND-0701-1445	31-10-02	CENTRAL FRUTICOLA CURICO S.A.	3,70		3,70		6.128.582	299.888	A	349	23-07-03		325.542.894
549	ND-0701-1445	31-10-02	CENTRAL FRUTICOLA CURICO S.A.	1,43		1,43		6.128.477	299.858	A	349	23-07-03		326.047.460
550	ND-0701-1445	31-10-02	CENTRAL FRUTICOLA CURICO S.A.	16,00		16,00		6.128.532	299.817	A	349	23-07-03		326.984.079
551	ND-0701-1445	31-10-02	CENTRAL FRUTICOLA CURICO S.A.	29,70		29,70		6.128.373	299.749	A	349	23-07-03		327.044.628
552	ND-0701-1445	04-11-02	ANGEL EUGENIO CHOMAL SUGBI	13,50		13,50				A	25	14-04-03		327.470.364
554	ND-0701-1448	06-11-02	SOC. PROCESADORA Y COMERCIALIZADORA DE FR	4,50		4,50		6.125.987	297.146	A	5	17-03-04		327.612.276
555	ND-0701-1444	11-11-02	COMUNIDAD AGRICOLA EL FOSO DE TENO	26,00		26,00		6.137.151	296.192	A	27	16-04-03		328.432.212




## TENOLONTUE

Nº	Expediente	Fecha Ingreso	Peticionario	Caudal Solicitado (lit/s)	Volumen Total Anual Solicitado (m³)	Caudal Otorgado (lit/s)	Volumen Total Anual Otorgado (m³)	UTM Norte (m)	UTM Este (m)	Sit. Actual	Nº Res	Fecha Resolución	Ley Nº 20.017	Volumen Total Anual Acumulado (m³/año)
556	ND-0701-1450	28-11-02	AGRICOLA LOS CIPRESES DE LOS NICHES LTDA	14,00		14,00		6.117.064	300.554	A	46	29-09-03		328.873,716
557	ND-0701-1450	28-11-02	AGRICOLA LOS CIPRESES DE LOS NICHES LTDA	18,00		18,00		6.117.219	300.352	A	46	29-09-03		329.441,364
558	ND-0701-1451	28-11-02	AGRICOLA ALAMEA LTDA	16,00		16,00		6.119.350	299.887	A	38	22-09-03		329.945,940
559	ND-0701-1459	28-11-02	EMPRESAS CAROZZI S.A.	90,00		90,00		6.138.777	304.504	A	101	07-04-05		332.784,180
560	ND-0701-1459	28-11-02	EMPRESAS CAROZZI S.A.	20,00		20,00		6.138.977	304.886	A	101	07-04-05		333.414,800
561	ND-0701-1452	13-01-03	JORGE GONZALEZ BARAHONA	11,00		11,00		6.137.655	301.104	A	51	11-11-03		333.781,756
562	ND-0701-1452	13-01-03	JORGE GONZALEZ BARAHONA	10,00		10,00		6.137.661	301.254	A	51	11-11-03		334.077,156
563	ND-0701-1452	13-01-03	JORGE GONZALEZ BARAHONA	8,00		8,00		6.137.543	301.307	A	51	11-11-03		334.329,444
564	ND-0701-1455	17-01-03	SOCIEDAD AGRICOLA UN-AGRI LTDA	80,00		80,00		6.144.697	313.565	A	463	08-09-03		336.882,324
565	ND-0701-1458	19-03-03	HUGO CASALE BOZZOLO Y OTROS	20,00		54,00		6.132.955	301.810	A	175	03-05-04		338.555,288
566	ND-0701-1461	03-04-03	PATAGONIA CHILE S.A.	18,00		18,00		6.114.563	289.115	A	286	20-07-04		339.122,916
567	ND-0701-1461	03-04-03	PATAGONIA CHILE S.A.	40,00		40,00		6.114.435	289.172	A	286	20-07-04		340.384,356
568	ND-0701-1461	03-04-03	PATAGONIA CHILE S.A.	37,80		37,80		6.114.695	289.154	A	286	20-07-04		341.576,417
569	ND-0701-1462	10-04-03	PEDRO PABLO SANTA MARIA TORREALBA Y OTROS	6,50		6,50		6.136.836	310.852	A	6	17-03-04		341.781,401
570	ND-0701-1463	10-04-03	FELIX ROBERTO TOMAS MOLINOS OSSANDON	22,00		22,00		6.112.915	298.193	A	55	11-11-03		342.475,193
571	ND-0701-1467	16-04-03	JOSE JOAQUIN PUERTAS ESTEBAN	100,00		100,00		6.133.008	298.018	A	449	01-09-03		345.628,793
572	ND-0701-1464	21-04-03	PEDRO PABLO SANTA MARIA TORREALBA	18,00		18,00		6.143.499	312.195	A	8	17-03-04		346.166,441
573	ND-0701-1468	02-06-03	PEDRO MARCEI MUNILLA	50,00		50,00		6.110.021	294.732	A	58	11-11-03		347.773,241
574	ND-0701-1494	18-06-03	FISCO, DIRECCION DE OBRAS HIDRAULICAS	18,00		18,00	113.529	6.111.446	298.447	A	68	23-08-07		347.886,770
575	ND-0701-1470	07-07-03	FISCO, DIRECCION DE OBRAS HIDRAULICAS	12,00		12,00		6.145.500	310.550	A	59	11-11-03		348.285,202
576	ND-0701-1471	07-07-03	FISCO, DIRECCION DE OBRAS HIDRAULICAS	6,00		6,00		6.135.363	316.507	A	60	11-11-03		348.454,418
577	ND-0701-1472	07-07-03	FISCO, DIRECCION DE OBRAS HIDRAULICAS	12,00		12,00		6.133.600	306.100	A	61	11-11-03		348.832,850
578	ND-0701-1474	07-07-03	FISCO, DIRECCION DE OBRAS HIDRAULICAS	15,00		15,00		6.105.366	306.689	A	10	16-03-05		349.305,890
579	ND-0701-1475	07-07-03	FISCO, DIRECCION DE OBRAS HIDRAULICAS	15,00		15,00		6.137.350	300.789	A	87	24-10-05		349.778,930
580	ND-0701-1476	11-07-03	AGRICOLA Y GANADERA SANTA BARBARA LTDA	20,00		20,00		6.130.715	315.329	A	11	16-03-05		350.409,650
581	ND-0701-1476	11-07-03	AGRICOLA Y GANADERA SANTA BARBARA LTDA	29,70		29,70		6.130.642	314.514	A	11	16-03-05		351.346,269
582	ND-0701-1478	05-08-03	AGRICOLA RIO JARA LTDA	20,00		20,00		6.110.183	293.339	A	14	17-03-04		351.976,989
583	ND-0701-1480	03-09-03	VINEDOS Y BODEGAS DOMPER S.A.	4,50		4,50		6.121.968	280.906	A	2	04-01-05		352.118,901
584	ND-0701-1480	03-09-03	VINEDOS Y BODEGAS DOMPER S.A.	7,00		7,00		6.122.006	291.026	A	2	04-01-05		352.339,653
585	ND-0701-1486	06-11-03	AGRICOLA LA OBRA LTDA	6,00		6,00		6.120.386	289.875	A	48	28-07-04		352.528,869
586	ND-0701-1489	28-11-03	CLAUDIO FERNANDO SOLER CORTINA	50,00		50,00		6.131.927	300.524	A	37	23-06-04		354.105,669
587	ND-0701-1487	04-12-03	BENEDICTO GUERRA E HIJOS LTDA	8,90		8,90		6.125.859	293.859	A	49	28-07-04		354.386,339
588	ND-0701-1500	04-12-03	AGRICOLA SAN ALFREDO LTDA	20,00		20,00		6.141.462	290.637	A	18	16-03-05		355.017,059
589	ND-0701-1501	04-12-03	SOCIEDAD FARMACEUTICA MAIPU LTDA	10,00		10,00		6.123.911	286.763	A	53	18-08-05		355.332,419
590	ND-0701-1492	09-01-04	AGRICOLA POTRERO GRANDE S.A.	30,00		30,00		6.122.636	312.514	A	35	10-06-04		356.278,499
591	ND-0701-1495	09-01-04	AGRICOLA Y GANADERA SANTA BARBARA LTDA	16,20		16,20		6.130.858	315.599	A	32	12-04-05		356.789,383
592	ND-0701-1493	30-01-04	AGRICOLA POTRERO GRANDE S.A.	18,00		18,00		6.122.188	313.213	A	36	10-06-04		357.357,031






TENOLONTUE														
Nº	Expediente	Fecha Ingreso	Peticionario	Caudal Solicitado (l/s)	Volumen Total Anual Solicitado (m³)	Caudal Otorgado (l/s)	Volumen Total Anual Otorgado (m³)	UTM Norte (m)	UTM Este (m)	Sit. Actual	Nº Res	Fecha Resolución	Ley Nº 20.017	Volumen Total Anual Acumulado (m³/año)
593	ND-0701-1497	23-03-04	AMANDA SILVIA BUCAREY FUENTES Y OTROS	36,00		36,00		6.125.726	301.827	A	16	16-03-05		358.492.327
594	ND-0701-1498	24-03-04	AGRICOLA SAN JOSE S.A.	30,61		30,61		6.131.009	310.001	A	32	09-06-04		359.457.644
595	ND-0701-1509	07-05-04	ALDO PATRICIO SOTO ESPINOSA	1,90		1,90		6.140.131	292.843	A	40	25-05-05		359.517.562
596	ND-0701-1503	26-05-04	AGRICOLA EL PEDEGAL LTDA	16,00		16,00		6.103.720	309.538	A	36	25-05-05		360.022.138
597	ND-0701-1504	26-05-04	HUGO IGNACIO FRIAS DONOSO	37,00		37,00		6.135.287	293.588	A	37	25-05-05		361.188.970
598	ND-0701-1507	02-06-04	PEDRO PABLO SANTA MARIA TORREALBA Y OTROS	8,00		8,00		6.136.985	310.019	A	38	25-05-05		361.441.258
599	ND-0701-1508	02-06-04	LUIS ALIRO REYES TORRES	4,20		4,20		6.139.826	289.121	A	39	25-05-05		361.573.709
600	ND-0701-1508	02-06-04	LUIS ALIRO REYES TORRES	7,20		7,20		6.141.149	289.650	A	39	25-05-05		361.800.768
601	ND-0701-1508	02-06-04	LUIS ALIRO REYES TORRES	4,00		4,00		6.139.783	289.267	A	39	25-05-05		361.926.912
602	ND-0701-1508	02-06-04	LUIS ALIRO REYES TORRES	3,00		3,00		6.139.851	289.043	A	39	25-05-05		362.021.520
603	ND-0701-1511	05-07-04	COMITÉ DE A.P.R. DE CHEQUENLEMU	7,00		7,00		6.114.922	309.620	A	31	05-04-05		362.242.272
604	ND-0701-1513	30-07-04	COMUNIDAD AGRICOLA EL FOSO DE TENO	11,00		11,00		6.136.974	296.580	A	41	25-05-05		362.589.168
605	ND-0701-1513	30-07-04	COMUNIDAD AGRICOLA EL FOSO DE TENO	14,00		14,00		6.137.596	296.503	A	41	25-05-05		363.030.672
606	ND-0701-1513	30-07-04	COMUNIDAD AGRICOLA EL FOSO DE TENO	13,00		13,00		6.138.072	296.465	A	41	25-05-05		363.440.640
607	ND-0701-1515	16-08-04	COMITÉ DE A.P.R. LOS GUACOS	10,00		10,00		6.129.925	317.994	A	57	18-08-05		363.756.000
608	ND-0701-1515	16-08-04	COMITÉ DE A.P.R. LOS GUACOS	8,00		8,00		6.130.209	318.051	A	57	18-08-05		364.008.288
609	ND-0701-1515	16-08-04	COMITÉ DE A.P.R. LOS GUACOS	15,00		15,00		6.129.808	318.080	A	57	18-08-05		364.481.328
610	ND-0701-1514	24-08-04	DEL MONTE FRESH PRODUCE (CHILE) S.A.	72,00		50,00		6.129.813	300.239	A	412	19-12-05		366.058.128
611	ND-0701-1516	13-09-04	EDITH DEL CARMEN PARRAO CARRASCO	13,00		13,00		6.140.974	293.080	A	58	18-08-05		366.468.096
612	ND-0701-1521	29-09-04	CARLOS MAX SALINAS FUENTES	24,00		24,00		6.143.659	311.220	A	61	18-08-05		367.224.960
613	ND-0701-1523	29-09-04	TANCREDO HUMBERTO PINOCHET ASTORGA	33,00		33,00		6.131.764	307.110	A	62	18-08-05		368.265.648
614	ND-0701-1525	29-09-04	ALVARO MANUEL GALAN DIAZ	2,50		2,50		6.111.874	289.949	A	64	18-08-05		368.344.488
615	ND-0701-1519	04-10-04	JORGE FUENZALIDA MANDRIZA	18,00		18,00		6.137.024	295.820	A	59	18-08-05		368.912.136
616	ND-0701-1528	06-10-04	SELMA NAVARRO LOYOLA	7,00		7,00		6.122.304	299.457	A	44	25-05-05		369.132.888
617	ND-0701-1520	07-10-04	AGRICOLA EL PRADITO LTDA	12,00		12,00		6.134.276	293.825	A	63	23-08-07		369.208.574
618	ND-0701-1530	24-11-04	LUCIA ANGELICA EDWARDS KUTZ	26,00		26,00		6.125.383	284.461	A	293	24-08-06		369.634.750
619	ND-0701-1530	24-11-04	LUCIA ANGELICA EDWARDS KUTZ	15,00		15,00		6.125.905	284.650	A	293	24-08-06		369.879.407
620	ND-0701-1530	24-11-04	LUCIA ANGELICA EDWARDS KUTZ	11,00		11,00		6.125.221	284.419	A	293	24-08-06		370.060.927
621	ND-0701-1540	09-12-04	FISCO. DIRECCION DE OBRAS HIDRAULICAS	9,18		9,18		6.113.144	315.473	A	22	26-05-06		370.350.428
622	ND-0701-1541	10-12-04	SOCIEDAD AGRICOLA FORESTAL Y GANADERA MA	5,40		5,40		6.141.048	288.365	A	23	26-05-06		370.520.722
623	ND-0701-1543	10-12-04	AGROINDUSTRIAS JAIME SOLER S.A.	18,50		18,50		6.122.657	299.044	A	12	14-06-07		370.637.360
624	ND-0701-1544	16-12-04	ALBERTO POCH FRISMAN Y OTROS	100,00		0,10		6.125.105	283.782	A	36	09-07-09		370.640.513
625	ND-0701-1547	07-01-05	EXPORTADORA UNIFRUTTI TRADERS LTDA	25,00		25,00		6.146.270	312.308	A	78	06-09-06		370.798.193
626	ND-0701-1552	27-01-05	AGRICOLA TRINITARIA LTDA	3,00		3,00		6.129.430	302.740	A	93	22-10-07		370.894.801
627	ND-0701-1550	08-02-05	ACONCAGUA FOODS S.A.	70,00		70,00		6.123.597	295.303	A	77	13-03-06		371.094.801
628	ND-0701-1550	08-02-05	ACONCAGUA FOODS S.A.	70,00		70,00		6.123.814	295.405	A	77	13-03-06		371.294.801
629	ND-0701-1551	17-02-05	INDUSTRIAS VINICAS S.A.	22,00		22,00		6.124.224	295.467	A	85	24-10-05		371.988.593



TENOLONTUE														
N°	Expediente	Fecha Ingreso	Peticionario	Caudal Solicitado (lit)	Volumen Total Anual Solicitado (m³)	Caudal Otorgado (lit)	Volumen Total Anual Otorgado (m³)	UTM Norte (m)	UTM Este (m)	Sit. Actual	Nº Res	Fecha Resolución	Ley Nº 20.017	Volumen Total Anual Acumulado (m³/año)
630	ND-0701-1553	18-03-05	FRANCISCO JOSE RUGIERI TORO	3,33		3,33		6.110,281	289,467	A	79	27-09-05		372,093,608
631	ND-0701-1555	18-03-05	SOC.AGRICOLA LA PERLA LTDA	15,00		15,00		6.110,953	293,219	A	89	24-10-05		372,566,648
632	ND-0701-1556	18-03-05	AGRICOLA JACOUES Y LORENZINI LTDA	4,00		4,00		6.110,965	293,430	A	69	18-08-05		372,692,792
633	ND-0701-1556	18-03-05	AGRICOLA JACOUES Y LORENZINI LTDA	2,00		2,00		6.111,669	293,705	A	69	18-08-05		372,755,864
634	ND-0701-1560	08-04-05	SOCIEDAD AGRICOLA ALBORADA S.A.	126,00		82,90	487,400	6.116,363	304,748	A	142	27-12-07		373,253,264
635	ND-0701-1561	08-04-05	AGRICOLA MANUEL SANTA MARIA LTDA	18,00		18,00	113,530	6.131,792	294,801	A	43	15-06-07		373,366,794
636	ND-0701-1562	26-04-05	AGRICOLA EL MILAGRO LTDA	14,00		14,00	88,301	6.130,221	293,312	A	14	14-06-07		373,455,095
637	ND-0701-1563	03-05-05	JORGE GONZALEZ BARAHONA	12,00		12,00		6.137,681	301,179	A	79	06-09-06		373,833,527
638	ND-0701-1564	06-05-05	INDUSTRIAS VINICAS S.A.	56,00		0,10	3,154	6.135,341	309,087	A	39	21-02-12		373,836,681
639	ND-0701-1576	08-06-05	SOCIEDAD AGRICOLA CARABRA LTDA	5,00		5,00	31,536	6.140,960	287,623	A	15	14-06-07		373,868,217
640	ND-0701-1863	06-10-05	RODRIGO EUGENIO FRIAS DONOSO	25,00	759,930	25,00	759,930	6.136,157	293,873	A	108	23-11-07		374,628,147
641	ND-0701-1865	06-10-05	PEDRO PABLO CUEVAS LARRAIN	6,00	189,216	6,00	37,843	6.140,143	290,787	A	16	14-06-07		374,665,990
642	ND-0701-1865	06-10-05	PEDRO PABLO CUEVAS LARRAIN	4,00	126,144	4,00	25,229	6.140,080	290,766	A	16	14-06-07		374,691,219
643	ND-0701-1865	06-10-05	PEDRO PABLO CUEVAS LARRAIN	7,20	227,059	7,20	45,412	6.139,997	290,790	A	16	14-06-07		374,736,631
644	ND-0701-1866	13-10-05	VINA CONCHA Y TORO S.A.	17,00	536,112	17,00	536,112	6.138,222	286,672	A	47	16-08-07		375,272,743
645	ND-0701-1867	13-10-05	VINA CONCHA Y TORO S.A.	18,00	567,648	18,00	567,648	6.138,211	287,331	A	48	16-08-07		375,840,391
646	ND-0701-1698	19-10-05	AGRICOLA MANUEL SANTA MARIA LTDA	40,50	1,259,712	40,50	1,259,712	6.130,950	300,814	A	46	16-08-07		377,100,103
647	ND-0701-1699	24-10-05	AGRICOLA MANUEL SANTA MARIA LTDA	108,00	3,359,232	108,00	681,178	6.133,169	294,598	A	120	27-12-07		377,781,281
648	ND-0701-2491	27-10-05	AGRICOLA LA PALMA S.A.	22,00	693,792	22,00	138,758	6.137,470	301,932	A	18	14-06-07		377,920,039
649	ND-0701-1868	08-11-05	VINA CONCHA Y TORO S.A.	72,00	2,270,592	72,00	1,098,000	6.116,941	294,304	A	78	12-08-09		379,018,039
650	ND-0701-2490	17-11-05	LUIS ALFREDO OSCAR PERTUZE IGLESIAS	25,00	788,400	25,00	788,400	6.135,899	298,628	A	17	14-06-07		379,806,439
651	ND-0701-1927	24-11-05	CARLOS AZOCAR BUSTAMANTE	46,80	1,475,885	46,80	1,475,885	6.130,535	287,400	A	80	06-09-06		381,282,324
652	ND-0701-2499	18-01-06	ANDRES MAYOL BOUCHON Y OTROS	33,00		33,00	1,040,000	6.140,660	314,180	A	39	02-06-06		382,322,324
653	ND-0701-2508	18-01-06	SOCIEDAD AGRICOLA ALBORADA S.A.	100,00	3,153,600	100,00	2,710,350	6.116,210	304,911	A	109	23-11-07		385,032,674
654	ND-0701-2502	24-01-06	AGRICOLA LAS PERDICES LTDA	32,00	995,328	32,00	995,328	6.141,297	316,003	A	19	14-06-07		386,028,002
655	ND-0701-2504	09-02-06	SOCIEDAD AGRICOLA BUENAVENTURA LTDA	1,00		1,00	31,104	6.137,902	288,454	A	9	16-03-07		386,059,106
656	ND-0701-2504	09-02-06	SOCIEDAD AGRICOLA BUENAVENTURA LTDA	3,30	102,643	3,30	102,643	6.137,978	288,603	A	9	16-03-07		386,161,749
657	ND-0701-2521	24-03-06	YVES AGUSTIN CARDOEN BALDRICH	18,00	567,648	18,00	567,648	6.143,809	290,537	A	64	23-08-07		386,729,397
658	ND-0701-2550	28-04-06	CONSULTORA Y ASESORA RICARDO SALAZAR GAL	48,00		48,00	1,513,728	6.131,172	299,268	A	75	05-09-06		388,243,125
659	ND-0701-2615	09-06-06	PAULA MARIA LOZANO RUDINICK	50,00	432,000	50,00	432,000	6.133,413	296,311	A	21	14-06-07		388,675,125
660	ND-0701-2613	16-06-06	AGRIC. Y FRUTIC. SANTA XIMENA DE TENO LTDA	17,00	1,469	17,00	1,469	6.141,573	306,867	A	20	14-06-07		388,676,594
661	ND-0701-2620	20-06-06	AGRICOLA Y FORESTAL LA FAVORITA S.A.	20,00	630,720	9,45	298,015	6.112,810	297,182	A	65	23-08-07		388,974,609
662	ND-0701-2620	20-06-06	AGRICOLA Y FORESTAL LA FAVORITA S.A.	9,45	298,015	9,45	298,015	6.112,810	297,182	A	65	23-08-07		389,272,624
663	ND-0701-2617	23-06-06	KARIN HILDE MAGDAHL REICHE	5,00	157,680	5,00	157,680	6.143,277	291,335	A	22	14-06-07		389,430,304
664	ND-0701-2617	23-06-06	KARIN HILDE MAGDAHL REICHE	10,00	315,360	10,00	315,360	6.143,198	291,090	A	22	14-06-07		389,745,664
665	ND-0701-2624	05-07-06	DAVID DEL CURTO S.A.	7,00	220,752	7,00	220,752	6.132,465	301,785	A	70	23-08-07		389,966,416
666	ND-0701-2624	05-07-06	DAVID DEL CURTO S.A.	24,00	756,864	24,00	456,864	6.132,317	301,829	A	70	23-08-07		390,423,280

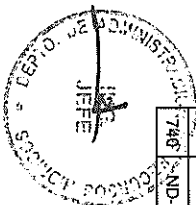
## TENOLONTUE

N° Expediente	Fecha Ingreso	Peticionario	Caudal Solicitado (l/s)	Volumen Total Anual Solicitado (m³)	Caudal Otorgado (l/s)	Volumen Total Anual Otorgado (m³)	UTM Norte (m)	UTM Este (m)	Sit. Actual	N° Res	Fecha Resolución	Ley N° 20.017	Volumen Total Anual Acumulado (m³/año)
667	ND-0701-2619	FRUTERA TUCAPEL LTDA	25,00	788.400	25,00	788.400	6.115,122	293.788	A	89	14-09-07		391.211.680
668	ND-0701-2629	PILAR ELIANA MIRANDA ASTORGA	2,00	20.088	2,00	20.088	6.145,292	290.310	A	23	14-06-07		391.231.768
669	ND-0701-2623	EXPORTADORA UNIFRUTTI TRADERS LTDA	10,00	315.360	10,00	315.360	6.126,788	299.901	A	69	23-08-07		391.547.128
670	ND-0701-2622	RAUL MORA ARAVENA	63,00	1.959.552	33,23	199.350	6.143,908	312.913	A	144	27-12-07		391.746.478
671	ND-0701-2628	CARLOS AZOCAR BUSTAMANTE	90,00	2.838.240	90,00	1.053.150	6.132,441	290.580	A	133	27-12-07		392.799.628
672	ND-0701-2632	JORGE ARNALDO ASTROSA ACEVEDO	12,00	378.432	12,00	378.432	6.126,233	292.518	A	51	16-08-07		393.178.060
673	ND-0701-2633	RAUL JAVIER LEON LOBOS	27,00	851.472	27,00	851.472	6.131,316	327.036	A	24	14-06-07		394.029.532
674	ND-0701-2635	AGRICOLA Y VIVEROS COMALLE LTDA	12,00		12,00	378.432	6.142,581	291.289	A	52	16-08-07		394.407.964
675	ND-0701-2637	SOCIEDAD COLECTIVA CIVIL FRUITFOR LTDA	50,00	648.000	50,00	648.000	6.121,650	302.596	A	70	10-09-08		395.055.964
676	ND-0701-2638	JUAN PINTO ZAMORANO	48,00	559.870	48,00	559.870	6.140,694	307.743	A	53	16-08-07		395.615.834
677	ND-0701-2634	FRUTICOLA JOSE SOLER S.A.	39,00	1.229.904	39,00	1.229.904	6.127,544	298.900	A	134	27-12-07		396.845.738
678	ND-0701-2641	CAROL PAOLA JACUSIEL ACUNA Y OTROS	60,00	1.892.160	60,00	1.125.000	6.144,592	303.728	A	113	28-11-07		397.970.738
679	ND-0701-2642	DANIEL RICARDO JACUSIEL KIRSCHSTEIN	60,00	1.892.160	60,00	1.892.160	6.144,906	303.242	A	110	23-11-07		399.862.898
680	ND-0701-2651	EDUARDO EUGENIO PINOCHET FUENZALIDA	49,90	1.573.646	49,90	1.573.646	6.129,832	305.690	A	127	27-12-07		401.436.544
681	ND-0701-2674	AGRICOLA DOÑA MANENA LTDA	20,00	259.200	20,00	259.200	6.129,463	310.072	A	114	28-11-07		401.695.744
682	ND-0701-2677	AGRICOLA SANTA ELENA LTDA	9,00	283.824	9,00	283.824	6.110,652	295.413	A	26	02-06-08		401.979.558
683	ND-0701-2677	AGRICOLA SANTA ELENA LTDA	6,70	211.291	6,70	211.291	6.109,702	295.942	A	26	02-06-08		402.190.859
684	ND-0701-2677	AGRICOLA SANTA ELENA LTDA	12,00	378.432	12,00	378.432	6.109,981	295.115	A	26	02-06-08		402.589.291
685	ND-0701-2678	MARIA LORETO PALACIOS RODRIGUEZ	1,00	31.536	1,00	31.536	6.130,407	297.094	A	111	23-11-07		402.600.827
686	ND-0701-2678	MARIA LORETO PALACIOS RODRIGUEZ	1,70	53.611	1,70	53.611	6.130,372	296.960	A	111	23-11-07		402.654.438
687	ND-0701-2696	MARIANA VERGARA POCH	5,00	157.680	5,00	157.680	6.130,605	301.665	A	64	05-09-08		402.812.118
688	ND-0701-2700	AGUAS SAN PEDRO S.A.	49,00	1.545.264	49,00	1.545.264	6.125,866	298.036	A	119	27-12-07		404.357.382
689	ND-0701-2711	MANUEL JOAQUIN JESUS SANTA MARIA ELIZALDE	8,00	252.288	8,00	252.288	6.115,086	310.466	A	103	20-10-09		404.609.670
690	ND-0701-2713	RODRIGO FRIAS DONOSO	11,00	346.896	11,00	346.896	6.136,490	293.813	A	138	27-12-07		404.956.566
691	ND-0701-2717	RENE ANDRES VIDAL ALVAREZ	50,00	1.576.800	40,00	1.261.440	6.140,237	305.455	A	74	12-08-09		406.218.006
692	ND-0701-2723	LUIS ARMANDO BARRIOS AHUMADA	8,00	125.800	8,00	125.800	6.109,852	292.971	A	129	27-12-07		406.343.806
693	ND-0701-2745	EMILIA MOZO OSSA	12,00	124.416	12,00	124.416	6.118,788	297.399	A	65	10-09-08		406.488.222
694	ND-0701-2747	AGRICOLA RIO JARA LTDA	35,00	1.103.760	35,00	1.103.760	6.137,187	290.771	A	27	02-06-08		407.571.982
695	ND-0701-2748	SANTIAGO CLAUDIO AGUIERA SANZON	1,20	37.843	1,20	37.843	6.140,214	300.331	A	130	27-12-07		407.609.825
696	ND-0701-2750	SOCIEDAD AGRICOLA LOS TILLOS LTDA	49,90	1.573.646	49,90	1.573.646	6.133,301	297.198	A	28	02-06-08		409.183.471
697	ND-0701-2751	AGRICOLA LOS CHADORES LTDA	12,50	129.600	12,50	129.600	6.109,177	294.069	A	43	09-07-09		409.313.071
698	ND-0701-2752	VICENTE FUENZALIDA TOLEDO	15,00	155.520	15,00	155.520	6.122,413	290.316	A	146	27-12-07		409.486.591
699	ND-0701-2770	AGRICOLA LA ESPERANZA S.A.	25,00	788.400	25,00	788.400	6.106,830	302.566	A	80	12-08-09		410.256.991
700	ND-0701-2776	ALFONSO NAVARRO URBINA	5,00	157.680	5,00	157.680	6.134,368	299.005	A	29	02-06-08		410.414.671
701	ND-0701-2777	INVERSIONES SANTA GLORIA LTDA	8,00	252.288	8,00	252.288	6.130,245	294.178	A	62	17-07-09		410.666.959
702	ND-0701-2779	AGRIC. Y FRUITC. SANTA XIMENA DE TENO LTDA	45,00	1.399.680	45,00	1.399.680	6.143,170	307.105	A	32	02-06-08		412.066.639
703	ND-0701-2782	AGRICOLA Y FORESTAL PROYECTO SUR LTDA	38,70	401.242	38,70	401.242	6.142,725	312.143	A	74	26-09-08		412.467.881




## TENOLONTUÉ

Nº	Expediente	Fecha Ingreso	Peticionario	Caudal Solicitado (l/s)	Volumen Total Anual Solicitado (m³)	Caudal Otorgado (l/s)	Volumen Total Anual Otorgado (m³)	UTM Norte (m)	UTM Este (m)	Sit. Actual	Nº Res	Fecha Resolución	Ley Nº 20.017	Volumen Total Anual Acumulado (m³/año)
704	ND-0701-2784	12-10-07	COOP. DE AGUA POTABLE Y ALCANTARILLADO EL	29,70	936.619	29,70	936.619	6.121.616	290.582	A	73	10-09-08		413.404.500
705	ND-0701-2785	25-10-07	RAMON OCTAVIO CEPEDA LIZANA Y OTROS	49,00	1.545.264	49,00	1.545.264	6.130.560	297.688	A	30	02-06-08		414.949.764
706	ND-0701-2792	02-11-07	GUSTAVO ADOLFO ROMERO ASTUDILLO	2,60	81.994	2,60	81.993	6.127.779	298.724	A	66	10-09-08		415.031.787
707	ND-0701-2792	02-11-07	GUSTAVO ADOLFO ROMERO ASTUDILLO	2,00		2,00	63.072	6.127.683	298.582	A	66	10-09-08		415.094.829
708	ND-0701-2790	07-11-07	ANA MARIA RAINERI BOZZIOLO	24,00	756.864	27,00	756.864	6.133.629	293.248	A	45	15-07-08		415.851.693
709	ND-0701-2791	07-11-07	AGRICOLA TRESMAL LTDA	49,00	1.545.264	49,00	1.545.264	6.144.023	313.094	A	31	02-06-08		417.396.987
710	ND-0701-2795	20-11-07	SOCIEDAD AGRICOLA EL CORRAL LTDA	9,00	285.379	9,00	283.824	6.110.031	312.907	A	48	09-07-09		417.680.781
711	ND-0701-2802	03-12-07	CARLOS AZOCAR BUSTAMANTE	85,00	2.680.560	85,00	1.072.500	6.131.628	287.623	A	49	09-07-09		418.753.281
712	ND-0701-2804	14-12-07	EMPRESA DE SERVICIOS SANITARIOS DE ANTIOQUIA	56,00	1.766.016	56,00	1.766.016	6.128.602	300.146	A	69	10-09-08		420.519.287
713	ND-0701-2810	03-01-08	PAULA ALEANDRA ROJAS VALENZUELA	16,00	504.576	16,00	504.576	6.126.603	294.181	A	33	02-06-08		421.023.873
714	ND-0701-2811	03-01-08	MARIA VERONICA TORREALBA DE LA CARRERA	1,00	31.536	1,00	31.536	6.125.632	299.705	A	34	02-06-08		421.055.409
715	ND-0701-2812	04-01-08	INVERSIONES Y AGRICOLA LEKETITO S.A.	25,00		25,00	788.400	6.142.455	290.731	A	35	02-06-08		421.843.809
716	ND-0701-2814	07-01-08	HORACIO ENRIQUE GREZ ESPINOSA	10,00	315.380	10,00	315.360	6.125.067	284.237	A	36	02-06-08		422.159.169
717	ND-0701-2817	21-01-08	AGRICOLA MAMANTIALES LTDA	49,00	1.545.264	45,00	1.419.120	6.128.343	300.345	A	102	20-10-09		423.578.289
718	ND-0701-2820	21-01-08	AGRIZANO S.A.	49,00	1.545.264	49,00	1.545.264	6.118.033	301.658	A	78	29-09-08		425.123.553
719	ND-0701-2824	06-02-08	COMERCIAL AEROTRANS S.A.	4,50	141.912	4,50	141.912	6.128.221	289.257	A	41	09-07-09		425.285.465
720	ND-0701-2825	08-02-08	TRANSPORTES CASTRO Y CASTRO LTDA	4,60	145.066	4,60	145.065	6.127.922	288.971	A	35	08-05-09		425.410.530
721	ND-0701-2835	18-02-08	SOCIEDAD AGRICOLA Y DE INVERSIONES ALBAL LT	49,00	1.545.264	49,00	1.545.264	6.132.524	291.662	A	67	10-09-08		426.955.794
722	ND-0701-2842	06-03-08	SILVIA ZUNILDA FUENZALIDA TOLEDO	19,00	599.184	19,00	599.184	6.135.753	292.230	A	68	10-09-08		427.554.978
723	ND-0701-2845	17-03-08	GUSTAVO SELIM SEPULVEDA SALECH	16,00	504.576	16,00	504.576	6.137.594	300.964	A	72	10-09-08		428.059.554
724	ND-0701-2846	17-03-08	GUSTAVO SELIM SEPULVEDA SALECH	11,60	365.818	11,60	365.818	6.138.376	300.551	A	71	10-09-08		428.425.372
725	ND-0701-2848	19-03-08	INMOBILIARIA R.L.R. S.A.	49,00	1.545.264	49,00	1.545.264	6.127.430	298.241	A	53	05-09-08		429.970.636
726	ND-0701-2857	08-04-08	MALLINKO S.A.	20,00	630.720	20,00	630.720	6.113.323	315.360	A	107	20-10-09		430.601.356
727	ND-0701-2865	09-05-08	SOCIEDAD AGRICOLA PIZALVA LTDA	4,00	41.482	4,00	41.472	6.127.100	300.625	A	44	09-07-09		430.642.828
728	ND-0701-2867	09-05-08	EJECUTEL BRAVO GUERRA	45,00	466.560	45,00	466.560	6.130.096	299.727	A	40	09-07-09		431.109.388
729	ND-0701-2870	12-05-08	AGRICOLA LA OBRA LTDA	49,90	1.560.717	49,90	1.560.716	6.120.300	290.292	A	27	08-05-09		432.670.104
730	ND-0701-2871	12-05-08	DANIEL RICARDO JACUSIEL KIRSCHSTEIN	23,00	725.328	23,00	725.328	6.145.825	301.746	A	28	08-05-09		433.395.432
731	ND-0701-2872	13-05-08	AGRICOLA LOS CRIDOPRES LTDA	45,00	466.560	45,00	466.560	6.109.595	294.343	A	143	04-12-09		433.861.992
732	ND-0701-2873	13-05-08	JOSE OSVALDO GAJARDO BARROS Y OTROS	47,00	487.296	47,00	487.296	6.117.337	298.070	A	61	17-07-09		434.349.288
733	ND-0701-2874	13-05-08	AGRICOLA BUSTAMANTE LTDA	45,00	466.560	45,00	466.560	6.109.429	294.212	A	51	09-07-09		434.815.848
734	ND-0701-2875	14-05-08	PEDRO NAVARRO MESINA Y OTROS	1,20	37.843	1,20	37.843	6.141.273	311.892	A	70	12-08-09		434.853.691
735	ND-0701-2876	14-05-08	SOCIEDAD AGRICOLA TRAPICHE LTDA	9,00	283.824	9,00	283.824	6.123.778	290.645	A	29	08-05-09		435.137.515
736	ND-0701-2877	14-05-08	SOCIEDAD AGRICOLA TRAPICHE LTDA	6,90	219.983	6,90	217.598	6.123.956	290.764	A	29	08-05-09		435.355.113
737	ND-0701-2878	14-05-08	PEDRO PABLO SANTA MARIA TORREALBA Y OTROS	49,99	1.576.484	49,99	1.576.484	6.136.864	310.861	A	30	08-05-09		436.931.597
738	ND-0701-2881	14-05-08	MARIO SEGUNDO GAJARDO CANETE	4,50	46.656	4,50	46.656	6.131.963	310.468	A	111	27-10-09		436.978.253
739	ND-0701-2883	14-05-08	SUSANA JEANETTE PEREZ CABALLERO	5,00	51.840	5,00	51.840	6.120.317	305.002	A	39	09-07-09		437.030.093
740	ND-0701-2886	15-05-08	EDUARDO ARTURO MORONI ESPINOZA	29,00	300.672	29,00	300.672	6.116.065	298.288	A	63	17-07-09		437.330.765



TENOLONTUE														
Nº	Expediente	Fecha Ingreso	Peticionario	Caudal Solicitado (l/s)	Volumen Total Anual Solicitado (m³)	Caudal Otorgado (l/s)	Volumen Total Anual Otorgado (m³)	UTM Norte (m)	UTM Este (m)	Sit. Actual	Nº Res	Fecha Resolución	Ley Nº 20.017	Volumen Total Anual Acumulado (m³/año)
741	ND-0701-2888	20-05-08	AGRICOLA ARENAS BLANCAS LTDA.	13,50	425,736	13,50	425,736	6,138,209	299,399	A	31	08-05-09		437,756,501
742	ND-0701-2892	30-05-08	SOCIEDAD AGRICOLA MARIA ELBA HERRERA LTDA	24,00	756,864	24,00	756,864	6,120,896	284,483	A	71	12-08-09		438,513,365
743	ND-0701-2898	02-06-08	JAIME ANDRES SEPULVEDA ALEGRIA	9,00	283,824	9,00	283,824	6,133,309	295,204	A	52	09-07-09		438,797,189
744	ND-0701-2893	04-06-08	ALBERTO POCH FRISMAN Y OTROS	99,00	3,122,064	98,90	1,046,846	6,125,105	283,782	A	37	09-07-09		439,844,035
745	ND-0701-2904	01-07-08	SOCIEDAD AGRICOLA SANTA TERESA LTDA	13,00	409,968	13,00	409,968	6,137,580	295,533	A	136	27-11-09		440,264,003
746	ND-0701-2905	01-07-08	SOCIEDAD AGRICOLA SANTA TERESA LTDA	26,00	819,936	26,00	819,936	6,137,699	295,636	A	136	27-11-09		441,073,939
747	ND-0701-2906	08-07-08	SERGIO ARTURO VALDERRAMA VALDERRAMA	40,00	1,261,440	40,00	1,261,440	6,118,945	302,550	A	76	28-09-08		442,335,379
748	ND-0701-2917	07-08-08	MARIA LORETO PALACIOS RODRIGUEZ	12,00	378,432	12,00	378,432	6,130,283	297,452	A	86	03-11-08		442,713,811
749	ND-0701-2918	07-08-08	MARIA LORETO PALACIOS RODRIGUEZ	13,00	409,968	13,00	409,968	6,130,332	297,501	A	86	03-11-08		443,123,779
750	ND-0701-2909	08-08-08	AGRICOLA MANUEL SANTA MARIA LTDA	50,00	518,400	50,00	518,400	6,132,948	291,409	A	619	15-10-08		443,642,179
751	ND-0701-2915	08-08-08	AGRICOLA ESMERALDA LTDA	40,00	1,261,440	40,00	1,261,440	6,144,399	311,997	A	624	15-10-08		444,903,619
752	ND-0701-2919	13-08-08	AGRICOLA SOLER CORTINA S.A.	7,00	220,752	7,00	220,752	6,129,180	288,935	A	53	09-07-09		445,124,371
753	ND-0701-2924	29-08-08	GLORIA ELIZABET ITURRAGA VILLARROEL Y OTRO	20,00	311,040	20,00	311,040	6,133,709	299,449	A	1	19-01-10		445,435,411
754	ND-0701-2929	24-09-08	ALEMPUE S.A.	1,20	37,843	1,20	37,843	6,139,920	308,452	A	141	27-11-09		445,473,254
755	ND-0701-2932	30-09-08	IRMA ROSA MALDONADO RODRIGUEZ	9,00	283,824	9,00	283,824	6,138,308	300,750	A	115	13-11-09		445,757,078
756	ND-0701-2934	30-09-08	LUIS ARMANDO VALENZUELA HERNADEZ	39,00	1,229,904	39,00	1,229,904	6,136,583	299,566	A	114	13-11-09		446,986,982
757	ND-0701-2942	03-11-08	AGRICOLA, GANADERA, FORESTAL CASTELLANI LT	16,00	504,576	16,00	504,576	6,105,703	301,993	A	130	15-06-12		447,491,558
758	ND-0701-2946	04-11-08	AGRICOLA SAN ANTONIO DE MORZA LTDA	100,00	1,576,800	100,00	1,408,500	6,143,003	316,370	A	145	04-12-09		448,900,058
759	ND-0701-2950	11-11-08	JUAN GUILLERMO MARQUEZ FUENZALIDA	12,00	155,520	12,00	155,520	6,135,741	295,687	A	26	16-01-12		449,055,578
760	ND-0701-2951	13-11-08	EDMUNDO GENARO HERNANDEZ PINTO	3,60	113,529	3,60	113,529	6,128,023	301,029	A	139	27-11-09		449,169,107
761	ND-0701-2952	13-11-08	EDMUNDO GENARO HERNANDEZ PINTO	4,50	141,912	4,50	141,912	6,128,300	301,189	A	139	27-11-09		449,311,019
762	ND-0701-2953	13-11-08	EDMUNDO GENARO HERNANDEZ PINTO	16,00	504,576	16,00	504,576	6,128,463	301,262	A	139	27-11-09		449,815,595
763	ND-0701-2954	25-11-08	RICARDO ALMENARA MARTIN	27,80	876,700	27,80	876,700	6,125,268	284,634	A	131	27-11-09		450,692,295
764	ND-0701-2955	04-12-08	MARIA EUGENIA CERON ATRIA	10,00	315,360	10,00	315,360	6,131,136	288,110	A	146	04-12-09		451,007,655
765	ND-0701-2971	18-12-08	AGRICOLA TESSA S.A.	72,00	746,946	16,90	532,958	6,118,304	304,478	A	184	11-10-12		451,540,613
766	ND-0701-2973	05-01-09	FRUTICOLA AGUA DULCE LTDA	35,00	362,880	35,00	362,880	6,133,096	305,134	A	88	18-05-12		451,903,493
767	ND-0701-2974	05-01-09	ENLASA GENERACION CHILE S.A.	4,00	41,472	4,00	41,472	6,139,410	304,257	A	29	29-01-10		451,944,965
768	ND-0701-2981	06-02-09	MARIO PAUL NUÑEZ RAMIREZ	16,20	167,961	16,20	167,961	6,131,383	286,765	A	25	16-01-12		452,112,926
769	ND-0701-2994	19-03-09	AGRICOLA Y FRUTICOLA ATHENEA LTDA	35,00	362,880	35,00	362,880	6,118,301	300,188	A	43	21-02-12		452,475,806
770	ND-0701-2992	02-04-09	PEDRO NAVARRO MESINA Y OTROS	2,10	66,225	2,10	66,225	6,141,319	312,047	A	175	11-12-09		452,542,031
771	ND-0701-2993	02-04-09	JOSE PEDRO ESPINOSA ERRAZURIZ	15,30	158,630	15,30	158,630	6,131,760	297,427	A	24	16-01-12		452,700,661
772	ND-0701-2990	03-04-09	INMOBILIARIA E INVERSIONES SEVILLA LTDA	18,00	567,648	18,00	567,648	6,126,969	295,163	A	27	16-01-12		453,268,309
773	ND-0701-2989	06-04-09	AGRICOLA TANNENBERG LTDA	30,00	946,080	30,00	946,080	6,137,791	290,629	A	176	11-12-09		454,214,389
774	ND-0701-3004	09-04-09	CLUB DE LA REPUBLICA	18,00	567,648	18,00	567,648	6,126,327	298,114	A	28	29-01-10		454,782,037
775	ND-0701-2998	17-04-09	ABRAHAM RODRIGO PRADO ARAVENA	6,00	189,216	6,00	189,216	6,125,455	298,431	A	6	16-01-12		454,971,253
776	ND-0701-2999	17-04-09	MARIANNE RYAN LUTEIN	4,00	126,144	4,00	126,144	6,125,685	298,680	A	7	16-01-12		455,097,397
777	ND-0701-3000	21-04-09	ENRIQUE ARNALDO BRAVO ROCCO	15,00	473,040	15,00	473,040	6,126,023	298,705	A	21	16-01-12		455,570,437




## TENOLONTUE

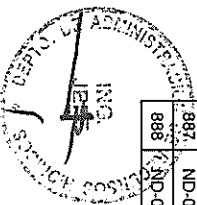
Nº	Expediente	Fecha Ingreso	Peticionario	Caudal Solicitado (l/s)	Volumen Total Anual Solicitado (m³)	Caudal Otorgado (l/s)	Volumen Total Anual Otorgado (m³)	UTM Norte (m)	UTM Este (m)	Sit. Actual	Nº Res	Fecha Resolución	Ley Nº 20.017	Volumen Total Anual Acumulado (m³/año)
778	ND-0701-3002	22-04-09	AGRICOLA ANA MARIA LTDA	36,00	373.248	36,00	373.248	6.135.175	298.583	A	5	16-01-12		455.943,685
779	ND-0701-3002	22-04-09	AGRICOLA ANA MARIA LTDA	50,00	518.400	50,00	518.400	6.134.725	298.441	A	5	16-01-12		456.462,085
780	ND-0701-3002	22-04-09	AGRICOLA ANA MARIA LTDA	20,00	207.360	20,00	180.000	6.121.592	287.162	A	5	16-01-12		456.642,085
781	ND-0701-3005	08-05-09	JUAN MANUEL SOLIS RAMIREZ	18,00	567.648	18,00	567.648	6.140.512	294.306	A	16	16-01-12		457.209.733
782	ND-0701-3008	02-06-09	AGRICOLA PROVIDENCIA LTDA.	40,00	790.000	40,00	790.000	6.140.099	295.224	A	29	16-01-12		457.999.733
783	ND-0701-3009	04-06-09	HUGO DEL CARMEN ROJAS MUÑOZ	60,00	1.892.160	18,00	108.090	6.133.386	298.369	A	177	11-12-09		458.107.823
784	ND-0701-3024	15-07-09	AMANDA SILVIA BUCAREY FUENTES	10,20	160.834	10,20	160.834	6.125.658	301.418	A	19	16-01-12		458.268.657
785	ND-0701-3022	21-07-09	ECONSSA CHILE S.A.	37,00		37,00	817.000	6.117.896	294.255	A	3	16-01-12		459.085.657
786	ND-0701-3044	22-07-09	AGRICOLA ALLPEN TENO LTDA	10,00	315.360	10,00	315.360	6.125.028	290.682	A	98	18-05-12		459.401.017
787	ND-0701-3045	22-07-09	AGRICOLA ALLPEN TENO LTDA	31,00	977.616	31,00	977.616	6.124.558	291.151	A	98	18-05-12		460.378.633
788	ND-0701-3046	22-07-09	AGRICOLA ALLPEN TENO LTDA	22,50	709.560	22,50	709.560	6.125.286	290.709	A	98	18-05-12		461.088.193
789	ND-0701-3047	22-07-09	AGRICOLA ALLPEN TENO LTDA	8,00	252.288	8,00	252.288	6.125.710	290.215	A	98	18-05-12		461.340.481
790	ND-0701-3048	22-07-09	AGRICOLA ALLPEN TENO LTDA	10,00	315.360	10,00	315.360	6.126.050	290.268	A	98	18-05-12		461.655.841
791	ND-0701-3026	27-07-09	AGRICOLA Y COMERCIAL LAS ARAUCARIAS LTDA	8,50	268.056	8,50	268.056	6.137.808	298.858	A	99	18-05-12		461.923.897
792	ND-0701-3035	27-07-09	LIDIA REBECA DEL C. GONZALEZ CABEZAS Y OTRO	9,00	283.824	9,00	97.500	6.133.641	301.888	A	4	19-01-10		462.021.397
793	ND-0701-3033	29-07-09	GENARO DEL CARMEN NAVARRO TORRES	25,00	788.400	25,00	788.400	6.136.785	291.379	A	178	11-12-09		462.809.797
794	ND-0701-3039	19-08-09	VIÑA LOS NOGALES S.A.	22,80	719.020	22,80	719.020	6.128.867	292.697	A	30	29-01-10		463.528.817
795	ND-0701-3117	07-01-10	MALLINKO S.A.	20,00	630.720	20,00	630.720	6.110.462	313.020	A	156	19-10-11		464.159.537
796	ND-0701-3146	22-06-10	AGRICOLA FRUTASOL CHILE LTDA	16,00	504.576	16,00	504.576	6.102.320	310.482	A	111	15-12-10		464.664.113
797	ND-0701-3173	23-09-10	AGROFRUTICOLA SANTA BLANCA. TENO LTDA	27,00	851.472	27,00	851.472	6.144.574	312.183	A	118	15-12-10		465.515.585
798	ND-0701-3175	09-11-10	JORGE JAIME MORA LILLO	17,00	536.112	17,00	536.112	6.107.024	300.004	A	303	15-12-11		466.051.697
799	ND-0701-2972	19-12-08	SERVICIOS CHILFRESH LTDA	5,00	157.680			6.126.291	298.282	P-REG				
800	ND-0701-3034	04-08-09	COMITÉ DE A.P.R. LA LAGUNA	10,80	227.059			6.129.838	319.119	P-REG				
801	ND-0701-3037	14-08-09	TANCREDITO HUMBERTO PINOCHET ASTORGA Y OT	47,00	487.296			6.130.915	305.945	P-REG				
802	ND-0701-3043	14-08-09	ASOCIACION CHILENA DE SEGURIDAD	6,00	189.216			6.126.340	296.222	P-REG				
803	ND-0701-3040	19-08-09	JEANNETTE MARIELA SANDOVAL ORTIZ	37,00	383.616			6.118.701	300.714	P-REG				
804	ND-0701-3041	20-08-09	ECONSSA CHILE S.A.	22,00	520.300			6.133.454	289.681	P-REG				
805	ND-0701-3065	23-09-09	MARIA MAGALENA SUAREZ CHADWICK	13,50	35.000			6.122.521	283.180	P-REG				
806	ND-0701-3068	25-09-09	EXPORTADORA UNIFRUTTI TRADERS LTDA	40,00	100.000			6.146.022	312.344	P-REG				
807	ND-0701-3067	07-10-09	AGRICOLA U.A.C. LTDA.	45,00	710.000			6.130.084	299.645	P-REG				
808	ND-0701-3070	08-10-09	MARIA FELISA DIEGUEZ PEREZ	22,50	709.560			6.131.610	293.665	P-REG				
809	ND-0701-3071	08-10-09	AGRICOLA LA ESPERANZA S.A.	15,00	473.040			6.106.764	302.450	P-REG				
810	ND-0701-3072	08-10-09	AGRICOLA LA ESPERANZA S.A.	19,00	599.184			6.106.596	302.609	P-REG				
811	ND-0701-3073	08-10-09	PROYECT FRUIT CHILE S.A.	85,50	2.696.328			6.141.158	314.692	P-REG				
812	ND-0701-3154	27-10-09	COMITÉ DE A.P.R. DE CORDILLERILLA	25,00	788.400			6.111.003	304.112	P-REG				
813	ND-0701-3091	05-11-09	RFD S.A.	72,00	2.270.592			6.137.015	295.670	P-REG				
814	ND-0701-3097	11-11-09	AGRICOLA EL RENACIMIENTO LTDA	57,00	590.976			6.116.733	300.401	P-REG				



TECNOLONTUE

Nº	Expediente	Fecha Ingreso	Peticionario	Caudal Solicitado (l/s)	Volumen Total Anual Solicitado (m³)	Caudal Otorgado (l/s)	Volumen Total Anual Otorgado (m³)	UTM Norte (m)	UTM Este (m)	Sit. Actual	Nº Res	Fecha Resolución	Ley Nº 20.017	Volumen Total Anual Acumulado (m³/año)
815	ND-0701-3098	11-11-09	AGRICOLA EL RENACIMIENTO LTDA	13,00	134.784			6.116,733	300,401	P-REG				
816	ND-0701-3107	04-12-09	ECONSSA CHILE S.A.	34,00	804.100			6.138,000	303,652	P-REG				
817	ND-0701-3153	09-12-09	MAARIA RAQUEL CORREA MUÑOZ	4,20	132,451			6.135,523	293,218	P-REG				
818	ND-0701-3111	16-12-09	NELSON ANDRES LEYTON FERNANDEZ	45,00	466,560			6.134,324	298,556	P-REG				
819	ND-0701-3116	07-01-10	VALESKA SILVA POHL	36,00	373,248			6.119,972	304,962	P-REG				
820	ND-0701-3119	07-01-10	SYDNEY OJEDA AGROINDUSTRIAS LTDA	4,00	126,144			6.126,374	297,622	P-REG				
821	ND-0701-3120	09-02-10	DIRECCION DE OBRAS HIDRAULICAS, REGION DEL	14,00	441,504			6.125,265	286,902	P-REG				
822	ND-0701-3131	26-04-10	MARIA ANGELICA CORREA EDWARDS	4,00	41,472			6.124,860	285,247	P-REG				
823	ND-0701-3132	27-04-10	COOP. DE AGUA POTABLE RURAL COMALLE LTDA	25,00	788,400			6.141,369	292,297	P-REG				
824	ND-0701-3136	10-05-10	ALICIA DEL CARMEN AEDO PINO	8,00	82,944			6.141,816	289,457	P-REG				
825	ND-0701-3137	25-05-10	JAIIME ANDRES SEPULVEDA ALEGRIA	16,00	504,576			6.133,084	295,517	P-REG				
826	ND-0701-3140	08-06-10	SOCIEDAD AGRICOLA LOS FRESNOS LTDA	49,90	1.573,646			6.133,628	293,215	P-REG				
827	ND-0701-3138	10-06-10	AGRICOLA FRUTICOLA SAN ANDRES ROMERAL LTD	16,30	514,036			6.138,683	290,253	P-REG				
828	ND-0701-3138	10-06-10	AGRICOLA FRUTICOLA SAN ANDRES ROMERAL LTD	17,60	555,033			6.138,684	290,265	P-REG				
829	ND-0701-3138	10-06-10	AGRICOLA FRUTICOLA SAN ANDRES ROMERAL LTD	40,00	1.261,440			6.138,822	291,068	P-REG				
830	ND-0701-3139	11-06-10	FRUTICOLA RIO COPIAPO LTDA	49,00	500,000			6.135,933	291,856	P-REG				
831	ND-0701-3145	11-06-10	MANUEL REINALDO JARA ROLAS	14,00	217,728			6.134,324	296,750	P-REG				
832	ND-0701-3143	23-06-10	GINO SOLARI MOGGIA Y OTROS	40,00	414,720			6.110,995	285,718	P-REG				
833	ND-0701-3151	23-06-10	AGRIZANO S.A.	74,00	2.333,664			6.143,215	304,995	P-REG				
834	ND-0701-3169	09-08-10	SILVIA CAÑETE	6,00	189,216			6.139,110	299,214	P-REG				
835	ND-0701-3170	24-08-10	CF ELECTRONICS LTDA	10,00	315,360			6.140,353	308,490	P-REG				
836	ND-0701-3174	04-10-10	INVERSIONES CAMINO LTDA	12,00	378,432			6.139,309	305,503	P-REG				
837	ND-0701-3176	05-11-10	LUIS FERNANDO MARTIN PORCILE	48,00	746,496			6.134,441	293,392	P-REG				
838	ND-0701-3203	30-12-10	ERROL FLIES TRANSPORTE COMPAÑIA LTDA	49,90	1.573,646			6.143,732	313,990	P-REG				
839	ND-0701-3205	30-12-10	INMOBILIARIA MAIHUE LTDA	18,00	567,648			6.123,398	295,452	P-REG				
840	ND-0701-3205	30-12-10	INMOBILIARIA MAIHUE LTDA	17,00	536,112			6.123,212	295,540	P-REG				
841	ND-0701-3197	05-01-11	VICTOR BERNARDO OLIVOS OVALLE	45,00	1.419,120			6.120,687	298,400	P-REG				
842	ND-0701-3202	11-01-11	RELLENOS SANITARIOS DEL MAULE S.A. (RESAM S	10,00	315,360			6.144,036	300,491	P-REG				
843	ND-0701-3207	21-01-11	AGRICOLA Y FORESTAL LODI LTDA	48,50	1.529,496			6.111,565	300,115	P-REG				
844	ND-0701-3209	21-01-11	AGRICOLA ALTO DE TODOS SANTOS LTDA	13,50	425,732			6.124,349	286,355	P-REG				
845	ND-0701-3209	21-01-11	AGRICOLA ALTO DE TODOS SANTOS LTDA	7,00	220,732			6.123,720	285,840	P-REG				
846	ND-0701-3212	24-01-11	SERVICIOS CERRO CRISTAL S.A.	40,00	1.261,440			6.128,282	303,091	P-REG				
847	ND-0701-3211	25-01-11	EDWARD TUTUJUAN	16,00	504,576			6.132,657	290,500	P-REG				
848	ND-0701-3219	21-02-11	EDO ARTEMIO PINOCHET ASTORGA Y OTROS	91,00	2.869,776			6.131,471	304,790	P-REG				
849	ND-0701-3216	22-02-11	MIGUEL ANTONIO SANCHEZ PEREZ	16,19	510,568			6.137,558	301,567	P-REG				
850	ND-0701-3217	22-02-11	JOAQUIN DEL CARMEN SILVA MARIN	9,56	301,484			6.137,502	301,518	P-REG				
851	ND-0701-3218	22-02-11	CLAUDIO ANTONIO SANCHEZ SAAVEDRA	12,50	394,200			6.137,827	301,517	P-REG				

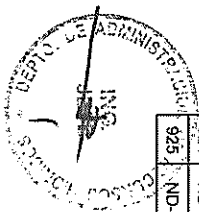





TENOLONTUE														
N°	Expediente	Fecha Ingreso	Peticionario	Caudal Solicitado (l/s)	Volumen Total Anual Solicitado (m³)	Caudal Otorgado (l/s)	Volumen Total Anual Otorgado (m³)	UTM Norte (m)	UTM Este (m)	Sit. Actual	N° Res	Fecha Resolución	Ley N° 20.017	Volumen Total Anual Acumulado (m³/año)
852	ND-0701-3227	24-02-11	MARIA ISABEL PUERTAS AVENTIN	6,00	189.216			6.128.029	291.376	P-REG				
853	ND-0701-3278	03-03-11	JOSE ANTONIO IRIGOYEN NEOL	16,20	731.635			6.112.845	305.083	P-REG				
854	ND-0701-3278	03-03-11	JOSE ANTONIO IRIGOYEN NEOL	3,00	94.608			6.113.148	304.928	P-REG				
855	ND-0701-3278	03-03-11	JOSE ANTONIO IRIGOYEN NEOL	4,00	126.144			6.113.049	304.917	P-REG				
856	ND-0701-3235	16-03-11	COMERCIALIZADORA FRUTANSIL LTDA	1,60	504.576			6.126.543	297.990	P-REG				
857	ND-0701-3235	16-03-11	COMERCIALIZADORA FRUTANSIL LTDA	2,00	630.720			6.126.510	298.090	P-REG				
858	ND-0701-3231	18-03-11	RAUL GUILLERMO NARVAEZ GOMEZ	45,00	699.840			6.122.782	297.588	P-REG				
859	ND-0701-3232	18-03-11	JAIME LUIS LETELIER VALDES	25,00	259.200			6.135.576	298.618	P-REG				
860	ND-0701-3228	24-03-11	RENÉ WUNKHAUS HANDORF	5,00	157.680			6.127.079	299.308	P-REG				
861	ND-0701-3238	07-04-11	INMOBILIARIA E INVERSIONES TRES F S.A.	3,10	97.761			6.118.401	291.302	P-REG				
862	ND-0701-3238	07-04-11	INMOBILIARIA E INVERSIONES TRES F S.A.	4,50	141.912			6.118.406	291.305	P-REG				
863	ND-0701-3241	14-04-11	SOCIEDAD AGRICOLA SAN JOAQUIN LTDA	40,00	857.088			6.131.202	300.909	P-REG				
864	ND-0701-3242	14-04-11	ANDRES ALFONSO FRIAS OLEA	45,00	933.120			6.135.411	292.773	P-REG				
865	ND-0701-3244	04-05-11	TANCREDITO HUMBERTO PINOCHET ASTORGA	30,00	622.080			6.131.332	305.257	P-REG				
866	ND-0701-3245	04-05-11	TANCREDITO HUMBERTO PINOCHET ASTORGA	20,00	414.720			6.131.710	304.380	P-REG				
867	ND-0701-3246	04-05-11	INVERSIONES PINOCHET AGUIAR LTDA	30,00	725.760			6.130.198	305.750	P-REG				
868	ND-0701-3249	04-05-11	MARIA CAROLINA DOSAL LOPEZ	43,00	891.648			6.111.658	302.239	P-REG				
869	ND-0701-3243	09-05-11	MANUEL RENE CALDERON PARRA	20,00	630.720			6.137.767	295.712	P-REG				
870	ND-0701-3269	16-05-11	JUAN ANDRES ROQUEFORT DIAZ	46,00	1.450.656			6.112.685	294.000	P-REG				
871	ND-0701-3264	19-05-11	VILMA DEL PILAR SALAS BARRAZA	10,82	341.220			6.137.943	297.566	P-REG				
872	ND-0701-3265	19-05-11	FRANCISCO SOLANO TRUJILLO VERGARA	12,73	401.453			6.137.685	295.661	P-REG				
873	ND-0701-3270	30-05-11	FRUTICOLA PORVENIR S.A.	70,00	2.207.520			6.113.036	297.565	P-REG				
874	ND-0701-3271	30-05-11	CHRISTIAN HERNAN PINOCHET TONELLI	33,00	684.288			6.108.203	300.886	P-REG				
875	ND-0701-3276	30-05-11	INMOBILIARIA TUTUQUEN LTDA	63,00	1.306.368			6.129.012	290.201	P-REG				
876	ND-0701-3274	03-06-11	SOCIEDAD AGRICOLA Y FRUTICOLA SOL DEL MAIP	14,23	295.073			6.131.376	286.496	P-REG				
877	ND-0701-3288	23-06-11	TRANSPORTES MAQUEHUA LTDA	50,00	1.036.800			6.135.333	297.668	P-REG				
878	ND-0701-3288	23-06-11	TRANSPORTES MAQUEHUA LTDA	35,00	725.760			6.135.969	297.573	P-REG				
879	ND-0701-3289	04-07-11	SERGIO QUEZADA MORALES	9,00	186.624			6.130.357	293.191	P-REG				
880	ND-0701-3291	07-07-11	GLADYS ROJAS SANTELICES	5,50				6.133.393	295.067	P-REG				
881	ND-0701-3292	07-07-11	CLAUDIO SOLIS RAMIREZ	49,90	1.573.646			6.145.902	304.434	P-REG				
882	ND-0701-3294	07-07-11	AGRICOLA CARRANCA SEYLER LTDA	8,00				6.123.045	285.455	P-REG				
883	ND-0701-3295	21-07-11	INVERSIONES CAMINO LTDA	30,00				6.139.895	305.481	P-REG				
884	ND-0701-3296	21-07-11	ALEJANDRA VALENZUELA REYMOND	20,00				6.118.986	287.876	P-REG				
885	ND-0701-3299	27-07-11	LUIS ENRIQUE ESPINOZA OLMEDO	10,00				6.138.578	299.323	P-REG				
886	ND-0701-3300	27-07-11	HECTOR PAUL CONCHA PEÑA	1,00				6.135.495	310.203	P-REG				
887	ND-0701-3306	01-08-11	SOCIEDAD AGRICOLA ALCHE LTDA	2,42	76.317			6.135.520	300.579	P-REG				
888	ND-0701-3305	08-08-11	COMUNIDAD DE AGUAS POZO EL LLANO	68,00	2.144.448			6.135.190	290.593	P-REG				


## TENO-LONTUE

Nº	Expediente	Fecha Ingreso	Peticionario	Caudal Solicitado (l/s)	Volumen Total Anual Solicitado (m³)	Caudal Otorgado (l/s)	Volumen Total Anual Otorgado (m³)	UTM Norte (m)	UTM Este (m)	Sit. Actual	Nº Res	Fecha Resolución	Ley Nº 20.017	Volumen Total Anual Acumulado (m³/año)
889	ND-0701-3303	12-08-11	LUZ MARIA VERGARA RAMIREZ	1,00	31.536			6.124.085	300.979	P-REG				
890	ND-0701-3304	12-08-11	PATRICIA DEL CARMEN DIAZ GONZALEZ	6,00	189.216			6.111.389	299.108	P-REG				
891	ND-0701-3307	23-08-11	JAIME ENRIQUE CACERES FARIAS	10,00	315.360			6.134.301	301.638	P-REG				
892	ND-0701-3308	23-08-11	COMUNIDAD DE AGUAS POZO LA ARBOLEDA DE LA	36,00	1.136.266			6.139.800	289.800	P-REG				
893	ND-0701-3310	23-08-11	AGRICOLA SANTA SOFIA S.A.	21,00	559.872			6.135.875	311.326	P-REG				
894	ND-0701-3312	25-08-11	EXECUIEL BRAVO GUERRA	62,00	1.955.232			6.133.780	301.058	P-REG				
895	ND-0701-3313	31-08-11	EMPRESAS CAROZZI S.A.	52,00	1.078.272			6.138.307	304.190	P-REG				
896	ND-0701-3313	31-08-11	EMPRESAS CAROZZI S.A.	50,00	1.036.800			6.138.130	304.056	P-REG				
897	ND-0701-3313	31-08-11	EMPRESAS CAROZZI S.A.	49,00	1.016.004			6.138.150	304.338	P-REG				
898	ND-0701-3313	31-08-11	EMPRESAS CAROZZI S.A.	56,00	1.161.216			6.138.171	304.617	P-REG				
899	ND-0701-3318	22-09-11	BERNARDO JOAQUIN HOJAS DEL VALLE	66,00	2.081.376			6.126.938	300.661	P-REG				
900	ND-0701-3329	14-10-11	ELEDORO BELTRAN CORREA	41,00	850.176			6.136.231	299.153	P-REG				
901	ND-0701-3342	18-10-11	LUIS GALLARDO LOPEZ	10,00	315.360			6.142.596	289.731	P-REG				
902	ND-0701-3343	18-10-11	CARMEN MARTA SEPULVEDA ALEGRIA	40,00	1.261.440			6.130.781	293.675	P-REG				
903	ND-0701-3330	21-10-11	AGRICOLA RAVENTUE LTDA	58,00	1.545.264			6.141.921	315.007	P-REG				
904	ND-0701-3331	21-10-11	AGRICOLA Y PROCESADORA CHILFRESH LTDA	49,00	1.545.264			6.142.024	306.427	P-REG				
905	ND-0701-3332	21-10-11	SOCIEDAD AGRICOLA Y FRUTICOLA LA LEONERA L	27,00	851.472			6.124.973	310.442	P-REG				
906	ND-0701-3344	24-10-11	AGRICOLA EL TEJAR LTDA	40,00	1.261.440			6.138.625	291.351	P-REG				
907	ND-0701-3348	04-11-11	COMFRUT S.A.	30,00	622.080			6.129.245	308.101	P-REG				
908	ND-0701-3346	07-11-11	AGRICOLA HUGO CABALIN Y COMPAÑIA LTDA	40,00	1.261.440			6.131.528	301.725	P-REG				
909	ND-0701-3352	21-11-11	MOSTOS DEL PACIFICO S.A.	20,00	630.720			6.117.360	290.591	P-REG				
910	ND-0701-3349	22-11-11	SOCIEDAD GALVO Y COMPAÑIA LTDA	45,00	1.419.120			6.109.366	298.699	P-REG				
911	ND-0701-3350	23-11-11	AGRICOLA ZAPALLAR LTDA	25,00	788.400			6.126.893	300.484	P-REG				
912	ND-0701-3351	24-11-11	COMITÉ DE A.P.R. EL YACAL	15,00	473.040			6.103.728	307.619	P-REG				
913	ND-0701-3367	30-11-11	MARIA INES VILLARINO HERRERA Y OTROS	25,00	788.400			6.134.516	293.423	P-REG				
914	ND-0701-3358	01-12-11	HERNAN GARCES ECHEVERRIA	49,00	1.016.064			6.113.226	289.754	P-REG				
915	ND-0701-3361	05-12-11	SOCIEDAD AGRICOLA LA REPOSADA LTDA	46,00	1.450.656			6.134.440	289.437	P-REG				
916	ND-0701-3364	05-12-11	ALFONSO ENRIQUE NAVARRO URBINA	36,00	1.135.296			6.134.196	299.745	P-REG				
917	ND-0701-3362	07-12-11	DENIS FRANCISCO TRIGGS CARRERA Y OTRA	45,00	1.419.120			6.130.780	298.839	P-REG				
918	ND-0701-3365	07-12-11	SOCIEDAD AGRICOLA CEREZOS DE CHEPICA Y CO	33,20	1.046.995			6.138.588	292.201	P-REG				
919	ND-0701-3374	29-12-11	AGRICOLA EL MANCO LTDA	77,40	2.440.896			6.144.683	312.920	P-REG				
920	ND-0701-3378	29-12-11	NUTRIPEPO S.A.	49,00	1.016.064			6.119.044	291.510	P-REG				
921	ND-0701-3380	06-01-12	SOCIEDAD AGRICOLA GALVEZ Y CIA. LTA.	24,30	766.325			6.140.881	311.948	P-REG				
922	ND-0701-3397	24-02-12	AGRICOLA LOS MAITENES LTDA	42,00	1.324.512			6.131.624	306.036	P-REG				
923	ND-0701-3398	01-03-12	EDMUNDO GENARO HERNANDEZ PINTO	22,00	693.792			6.128.166	301.205	P-REG				
924	ND-0701-3418	09-04-12	SOCIEDAD AGRICOLA PALO ALTO LTDA	108,00	2.799.360			6.142.208	314.161	P-REG				
925	ND-0701-3420	13-04-12	SEGUNDO ARTEMIO ALVAREZ MADRID	17,00	352.512			6.126.542	301.752	P-REG				





TENEDORÍAS														
Nº	Expediente	Fecha Ingreso	Peticionario	Caudal Solicitado (l/s)	Volumen Total Anual Solicitado (m³)	Caudal Otorgado (l/s)	Volumen Total Anual Otorgado (m³)	UTM Norte (m)	UTM Este (m)	Sit. Actual	Nº Res	Fecha Resolución	Ley Nº 20.017	Volumen Total Anual Acumulado (m³/año)
926	ND-0701-3421	13-04-12	TODD ERICSON Y COMPAÑIA LTDA	10,00	315,360			6,125,752	333,937	P-REG				
927	ND-0701-3449	23-04-12	IVONNE DEL CARMEN MOULIAT GARCES	30,60	965,001			6,114,267	300,896	P-REG				
928	ND-0701-3430	24-04-12	SUCESION LUIS ABRAHAM CORREA LOPEZ Y OTRA	40,00	840,000			6,141,231	308,141	P-REG				
929	ND-0701-3431	25-04-12	SOCIEDAD CONSTRUCTORA LAS ARAUCARIAS LTD	5,00	46,080			6,123,869	295,519	P-REG				
930	ND-0701-3432	27-04-12	JORGE ANDRES UNOURRAGA SCHMIDT	1,36	42,889			6,129,891	308,738	P-REG				
931	ND-0701-3434	08-05-12	LUIS ALIRO REYES TORRES	10,00	315,360			6,130,739	293,926	P-REG				
932	ND-0701-3435	22-05-12	TERESA DEL TRANSITO CABELLO CALQUIN	5,00	103,680			6,125,580	333,631	P-REG				
933	ND-0701-3441	07-06-12	ALFONSO SEBASTIAN ASTABURUGA CORREA	4,50	93,312			6,118,790	288,400	P-REG				
934	ND-0701-3450	07-06-12	AGRICOLA PADRE HURTADO DE TENO S.A.	12,00	378,432			6,137,098	291,180	P-REG				
935	ND-0701-3442	20-06-12	JUAN JOSE VILLASANTE PELAEZ	40,00	1,261,440			6,140,602	316,005	P-REG				
936	ND-0701-3444	20-06-12	TYT EXPORT S.A.	27,00	851,472			6,129,680	309,005	P-REG				
937	ND-0701-3445	20-06-12	SOCIEDAD DE INVERSIONES Y SERVICIOS QUINTA	30,00	946,080			6,147,396	312,974	P-REG				
938	ND-0701-3452	21-06-12	SOCIEDAD AGRICOLA Y COMERCIAL SAN ISIDRO D	80,00	2,522,880			6,141,491	301,938	P-REG				
939	ND-0701-3493	12-07-12	RELLENOS SANITARIOS DEL MAULE S.A. (RESAM S	6,21	128,770			6,144,058	300,219	P-REG				
940	ND-0701-3493	12-07-12	RELLENOS SANITARIOS DEL MAULE S.A. (RESAM S	3,00	62,208			6,143,398	299,892	P-REG				
941	ND-0701-3496	07-08-12	HERNANDINA DE LAS M JARA ROJAS	5,00	157,680			6,134,750	296,918	P-REG				
942	ND-0701-3503	07-08-12	ANA MARIA GARRATON MORALES	49,90	1,573,646			6,134,974	292,014	P-REG				
943	ND-0701-3504	07-08-12	IGNACIO MANUEL MARTINEZ PRADO	40,00	1,261,440			6,135,947	309,633	P-REG				
944	ND-0701-3505	07-08-12	SOCIEDAD INMOBILIARIA Y DE INVERSIONES GOMI	49,90	1,573,646			6,142,652	315,676	P-REG				
945	ND-0701-3500	23-08-12	SOCIEDAD AGRICOLA Y FRUTICOLA SANTA ELIANA	50,00	1,576,800			6,126,624	310,165	P-REG				
946	ND-0701-3501	23-08-12	AGRICOLA MONTE VERDE LTDA	25,00	788,400			6,136,165	309,659	P-REG				
947	ND-0701-3510	07-09-12	AGROFRUTICOLA LAS CAÑAS LTDA	14,50	457,272			6,140,232	289,035	P-REG				
948	ND-0701-3511	07-09-12	JOSE VICTOR CALDERON PARRA	49,90	1,573,646			6,139,094	298,596	P-REG				
949	ND-0701-3526	19-11-12	COMITÉ DE A.P.R. EL QUELMEN-SAN RAFAEL	16,50				6,143,404	308,162	P-REG				
950	ND-0701-3543	07-12-12	PEDRO PABLO CUEVAS LARRAIN	49,90				6,140,010	290,755	P-REG				
951	ND-0701-3545	07-12-12	IGNACIO JOSE CARDOEN BALDRICH	5,60				6,144,123	291,650	P-REG				
952	ND-0701-3558	26-12-12	MARIA EVA SIDAN CORIA	9,70				6,144,433	308,611	P-REG				
953	ND-0701-3560	07-01-13	EMILIA MOZO OSSA	67,00				6,119,100	297,607	P-REG				
954	ND-0701-3566	10-01-13	AGRICOLA PINOCHET FUENZALIDA LTDA	60,00				6,129,430	305,227	P-REG				
955	ND-0701-3565	18-01-13	AGRICOLA PINOCHET FUENZALIDA LTDA	90,00				6,131,392	303,947	P-REG				
956	ND-0701-3576	25-01-13	AGRICOLA LAS ENCINAS DE BUENA PAZ LTDA.	21,70				6,106,594	302,333	P-REG				
957	ND-0701-3569	08-02-13	AGRICOLA POTRERO GRANDE S.A.	2,00				6,121,267	313,471	P-REG				
958	ND-0701-3570	08-02-13	AGRICOLA POTRERO GRANDE S.A.	26,00				6,122,980	312,364	P-REG				
959	ND-0701-3572	08-02-13	AGRICOLA BISCAYA LTDA	49,00				6,135,823	292,680	P-REG				
960	ND-0701-3575	08-02-13	AGRICOLA POTRERO GRANDE S.A.	30,00				6,122,486	311,980	P-REG				
961	ND-0701-3579	19-02-13	ELIANA LAURA MARCHANT LAZO	2,00				6,126,885	297,074	P-REG				
962	ND-0701-3580	19-02-13	MARIA JOSE SOLER MARCHANT	13,00	409,968			6,125,178	297,836	P-REG				



TENOLONTUE														
Nº	Expediente	Fecha Ingreso	Peticionario	Caudal Solicitado (l/s)	Volumen Total Anual Solicitado (m³)	Caudal Otorgado (l/s)	Volumen Total Anual Otorgado (m³)	UTM Norte (m)	UTM Este (m)	Sit. Actual	Nº Res	Fecha Resolución	Ley Nº 20.017	Volumen Total Anual Acumulado (m³/año)
963	ND-0701-3589	26-02-13	INMOBILIARIA EL ROBLE S.A.	12,00				6.130.381	300,409	P-REG				
964	ND-0701-3594	26-02-13	INMOBILIARIA EL ROBLE S.A.	2,00				6.126.503	298,178	P-REG				
965	ND-0701-3587	06-03-13	COMITÉ DE A.P.R. LA HIGUERILLA	18,00				6.119.300	287,405	P-REG				
966	ND-0701-3729	13-03-13	PREFABRICADOS VIBRASUR S.A. S/N S/N	18,00	567,648			6.131.613	292,835	P-REG				
967	ND-0701-3602	20-03-13	SEBASTIAN JOSE ESPINOSA DE CASTRO	15,00				6.139.771	290,898	P-REG				
968	ND-0701-3633	24-05-13	DAVID DEL CORTO S.A.	29,70	936,619			6.132.013	302,025	P-REG				
969	ND-0701-3630	17-06-13	CURTIEMBRE RUFINO MELEIRO S.A. S/N S/N	12,00	378,432			6.123.018	294,797	P-REG				
970	ND-0701-3631	17-06-13	CURTIEMBRE RUFINO MELEIRO S.A. S/N S/N	20,00	630,720			6.123.023	294,753	P-REG				
971	ND-0701-3632	17-06-13	CURTIEMBRE RUFINO MELEIRO S.A. S/N S/N	4,35				6.123.128	294,837	P-REG				
972	ND-0701-3634	18-06-13	AGRICOLA MIG LTDA S/N S/N	50,00	50,000			6.146.734	306,180	P-REG				
973	ND-0701-3639	12-07-13	ISABEL MARGARITA MORENO BENAVENTE	30,00	946,080			6.128.037	317,464	P-REG				
974	ND-0701-3640	12-07-13	ALEJANDRO RODRIGUEZ ARANGUIZ	3,00	94,608			6.124.107	314,848	P-REG				
975	ND-0701-3652	12-07-13	SOCIEDAD AGRICOLA COMERCIAL E INDUSTRIAL	23,00	820,000			6.143.097	308,389	P-REG				
976	ND-0701-3661	29-07-13	CARLOS MAX SALINAS FUENTES	18,00	567,648			6.143.775	309,222	P-REG				
977	ND-0701-3645	31-07-13	DOSAL HERMANOS Y COMPAÑIA LTDA. S/N S/N	41,00	1.292,976			6.121.582	298,991	P-REG				
978	ND-0701-3666	19-08-13	PATRICIO JAVIER VILLALOBOS CAMPOS	6,00	189,216			6.129.330	303,728	P-REG				
979	ND-0701-3718	03-10-13	CLAUDIA PAZ AGUIAR DESORMEAUX	49,00	1.545,284			6.134.164	299,624	P-REG				
980	ND-0701-3720	03-10-13	DOSAL HERMANOS Y COMPAÑIA LTDA. S/N S/N	49,00	1.545,284			6.129.920	291,890	P-REG				
981	ND-0701-3715	04-10-13	SOCIEDAD AGRICOLA LA ESPERANZA DE LONTUE	63,00	400,000			6.118.705	294,329	P-REG				
982	ND-0701-3721	09-10-13	AGROPAXI LTDA S/N S/N	44,00	1.387,584			6.132.358	293,757	P-REG				
983	ND-0701-3714	18-10-13	CONSTRUCTORA E INMOBILIARIA LONQUEN LTDA	25,00	788,400			6.108.806	304,560	P-REG				
984	ND-0701-3719	25-10-13	SOCIEDAD AGRICOLA ROQUEFORT LTDA S/N S/N	26,00	409,868			6.108.014	301,744	P-REG				
985	ND-0701-3717	05-11-13	NOEMI RUDIS GUTIERREZ REYES	5,00	157,680			6.135.895	290,399	P-REG				
986	ND-0701-3722	21-11-13	AGRICOLA ALLPEN TENO LTDA S/N S/N	49,90	1.573,646			6.125.010	322,592	P-REG				
987	ND-0701-3731	03-12-13	CARLOS EDUARDO HERREROS VALENZUELA	22,00	690,000			6.128.385	304,535	P-REG				
988	ND-0701-3744	16-12-13	HERMO EFRAIN MENESES PONCE	7,50	236,520			6.111.750	298,336	P-REG				
989	ND-0701-3745	16-12-13	HERMO EFRAIN MENESES PONCE	40,00	1.241,440			6.111.279	298,473	P-REG				
990	ND-0701-3732	18-12-13	GABRIEL LUIS LOZANO GARRATON	50,00	1.576,800			6.144.546	311,140	P-REG				
991	ND-0701-3733	18-12-13	MARIA ANA LOZANO GARRATON	27,00	1.166,536			6.128.620	300,899	P-REG				
992	ND-0701-3753	03-01-14	SOC.AGRICOLA EL CARMEN Y SAN JUAN LTDA	26,00	819,936			6.134.015	291,333	P-REG				
993	ND-0701-3757	17-01-14	PATRICIA RAQUEL ACUÑA ASCUI	85,00	2.680,560			6.145.165	302,753	P-REG				
994	ND-0701-3758	17-01-14	PATRICIA RAQUEL ACUÑA ASCUI	90,00	2.838,240			6.145.295	302,558	P-REG				
995	ND-0701-3759	17-01-14	DANIEL RICARDO JACUSIEL KIRSCHSTEIN	111,00	3.500,000			6.145.065	303,970	P-REG				
996	ND-0701-3750	22-01-14	ANA MARIA PONS MARTINEZ	2,00	63,072			6.107.626	297,171	P-REG				
997	ND-0701-3751	22-01-14	ANA MARIA PONS MARTINEZ	18,00	567,648			6.107.915	297,607	P-REG				
998	ND-0701-3752	22-01-14	ANA MARIA PONS MARTINEZ	12,50	394,200			6.107.652	297,517	P-REG				
999	ND-0701-3754	22-01-14	ANA MARIA PONS MARTINEZ	4,00	126,144			6.119.690	299,586	P-REG				



TENOLONTUÉ														
Nº	Expediente	Fecha Ingreso	Peticionario	Caudal Solicitado (l/s)	Volumen Total Anual Solicitado (m³)	Caudal Otorgado (l/s)	Volumen Total Anual Otorgado (m³)	UTM Norte (m)	UTM Este (m)	Sit. Actual	Nº Res	Fecha Resolución	Ley Nº 20.017	Volumen Total Anual Acumulado (m³/año)
1000	ND-0701-3755	22-01-14	ANA MARIA PONS MARTINEZ	12,00	378.432			6.119,571	299,682	P-REG				
1001	ND-0701-3756	22-01-14	ANA MARIA PONS MARTINEZ	10,00	315.360			6.119,603	299,698	P-REG				
1002	ND-0701-3760	22-01-14	AGRICOLA RIO JARA LTDA S/N S/N	5,90	186,062			6.107,190	303,962	P-REG				
1003	ND-0701-3761	31-01-14	AGRICOLA SANTA GRACIELA LTDA	49,80	1.570,493			6.140,581	288,164	P-REG				
1004	ND-0701-3762	31-01-14	AGRICOLA SANTA GRACIELA LTDA	30,00				6.140,226	288,070	P-REG				
1005	ND-0701-3770	24-02-14	MIGUEL ANGEL FUENZALIDA FUENZALIDA	49,00	1.545,284			6.138,330	296,237	P-REG				